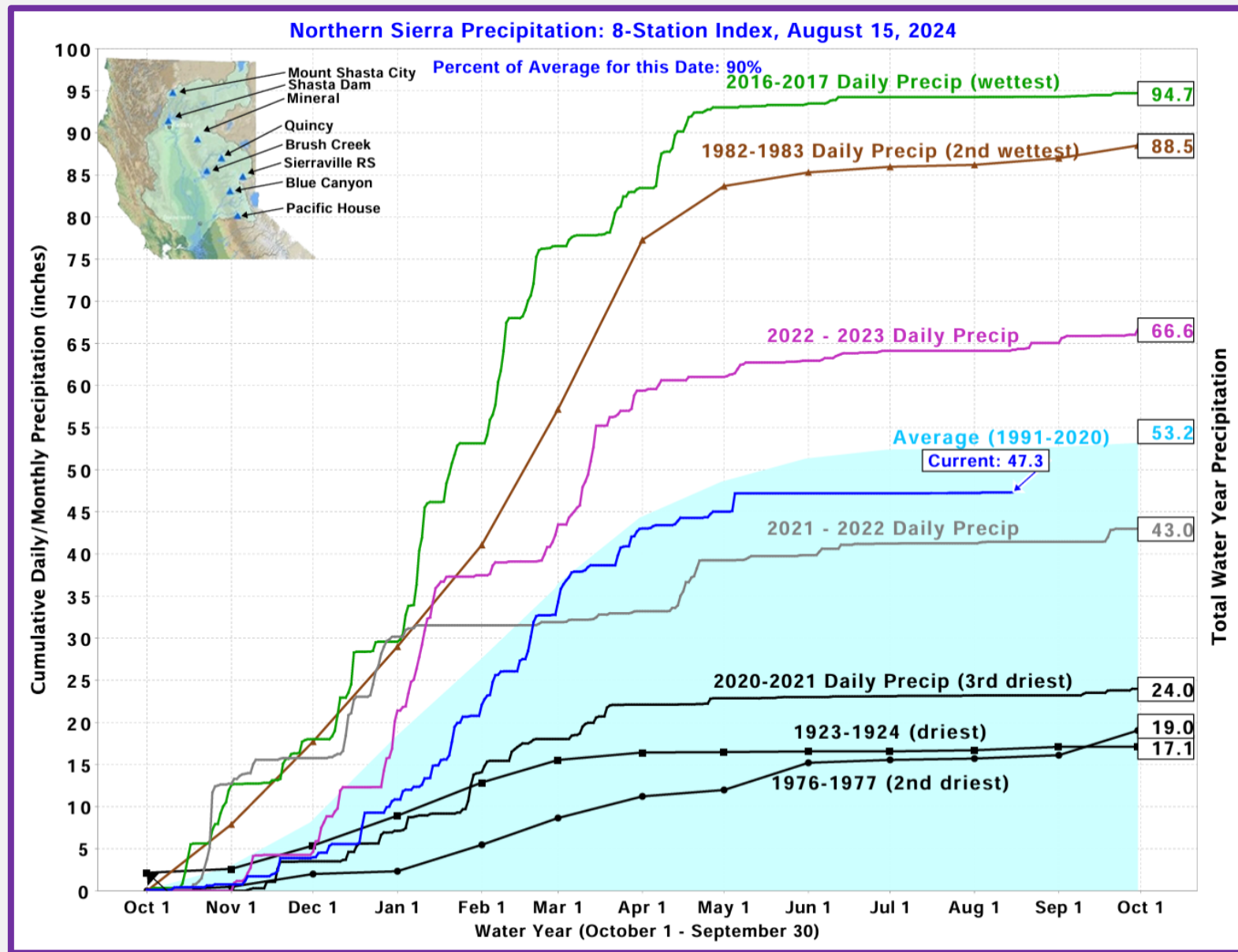


# Water Conditions Report

**Board of Directors Meeting  
August 19, 2024**







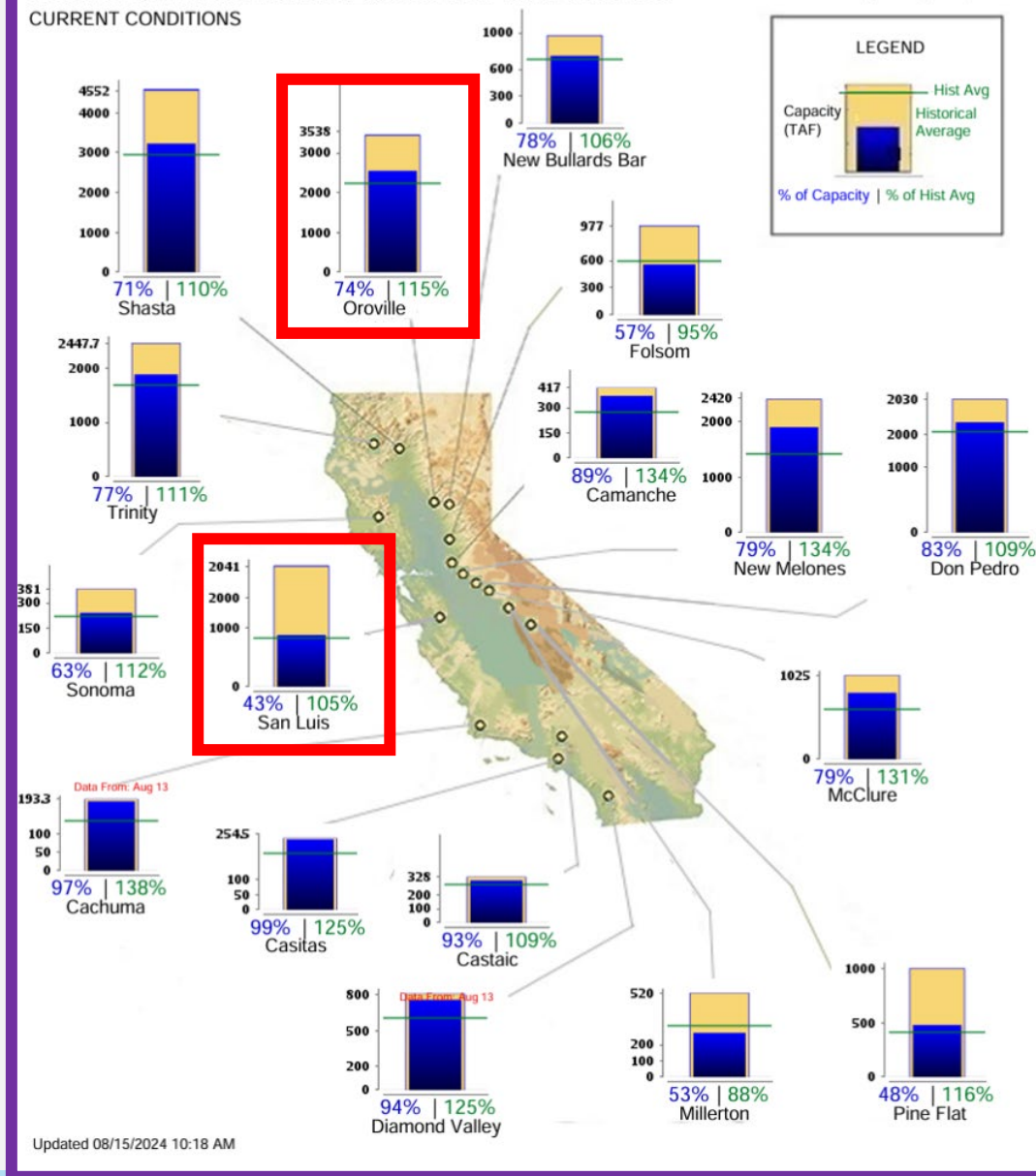
# State Precipitation Stations – North Sierra



# CALIFORNIA MAJOR WATER SUPPLY RESERVOIRS

Midnight - August 14, 2024

CURRENT CONDITIONS



## Current Reservoir Conditions

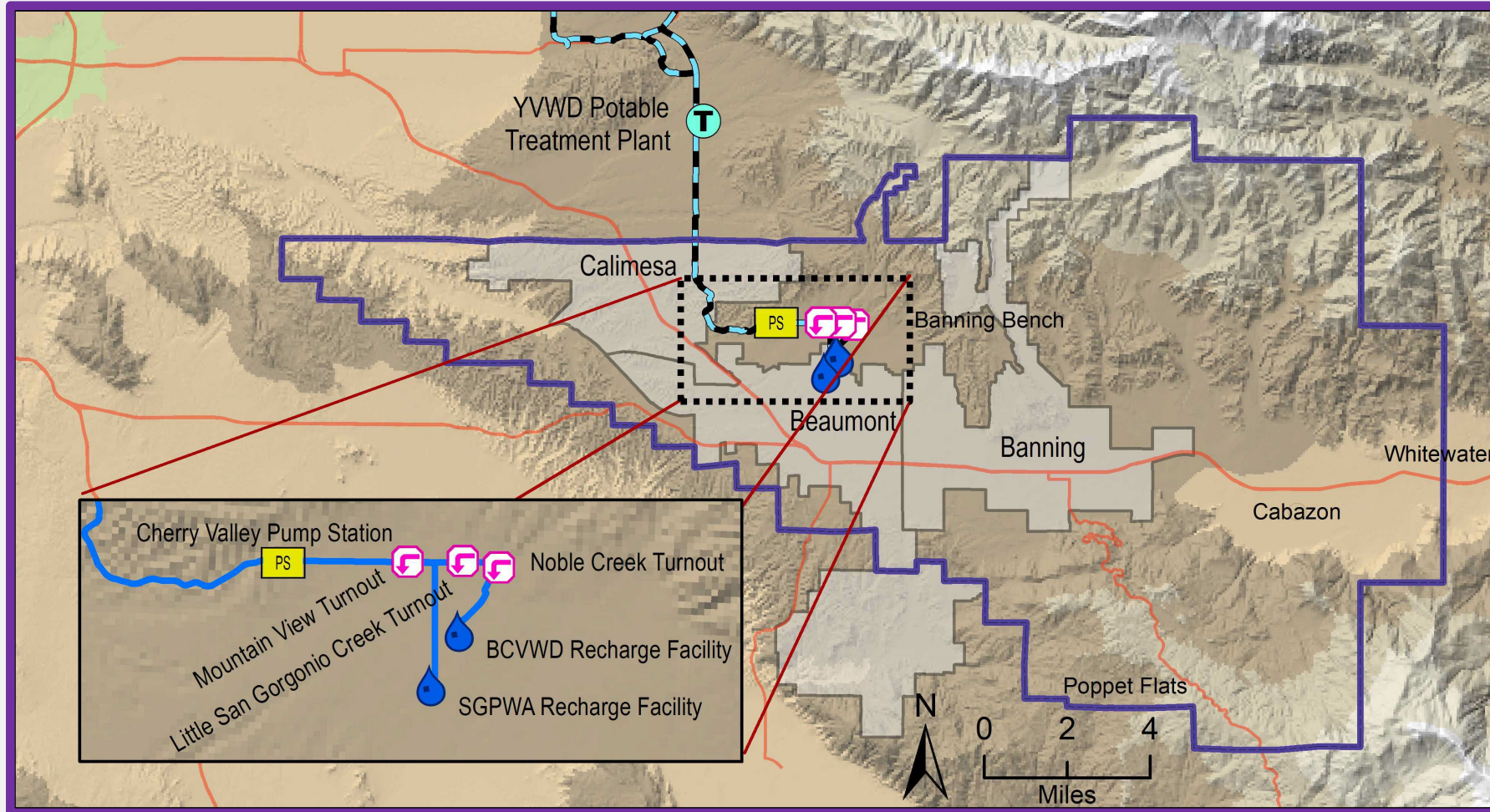
| SGPWA Portfolio @ 40%   |               |
|-------------------------|---------------|
| Source                  | TOTAL (AF)    |
| SWP – Carryover SGPWA   | 8,650         |
| SWP – Carryover Ventura | 4,178         |
| SWP – Table A           | 6,920         |
| SWP – Ventura           | 4,000         |
| Non-SWP - Nickel Water  | 1,700         |
| <u>Subtotal Supply</u>  | <u>25,448</u> |
| Westside Transfer       | (6,000)       |
| <u>Total Supply</u>     | <u>19,448</u> |



## 2024 SWP Allocation & Portfolio Update







|          | Jan | Feb | Mar   | Apr   | May   | Jun   | Jul   | Aug   | Sept | Oct | Nov | Dec | Total  |
|----------|-----|-----|-------|-------|-------|-------|-------|-------|------|-----|-----|-----|--------|
| Recharge | 717 | 906 | 2,030 | 1,840 | 1,389 | 1,304 | 1,361 | 1,700 |      |     |     |     | 11,247 |
| Direct   | 13  | 6   | 0     | 0     | 0     | 0     | 0     | 0     |      |     |     |     | 19     |

*\*Estimated*

*\*From Local Storage*




# Local Deliveries 2024 (acre-feet)

*Subject to Final Verification*







Brookside East Recharge Facility



BCVWD Recharge Facilities



## August Recharge Activities

