

Water Conditions Update



SGPWA Workshop
October 18, 2021



**Weather
&
Reservoir
Conditions**

~~Forecasted
Hydrologic
Conditions~~
Still Dry

Water Debt

**2021
Requests**

**2021
Deliveries**

**2022
Requests**



Discussion

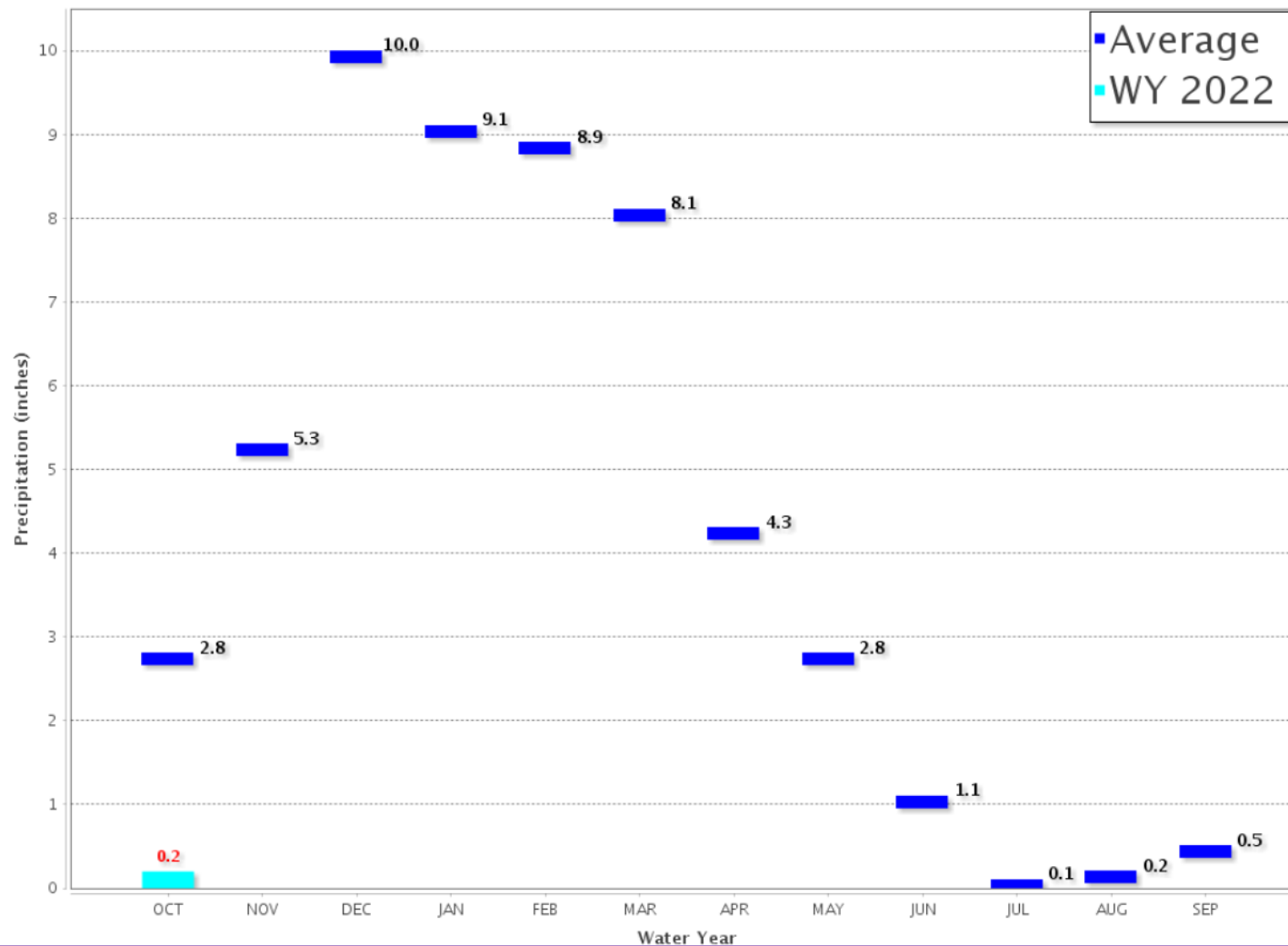




Northern Sierra 8-Station

Precipitation Index for Water Year 2022 - Updated on October 13, 2021 09:48 AM

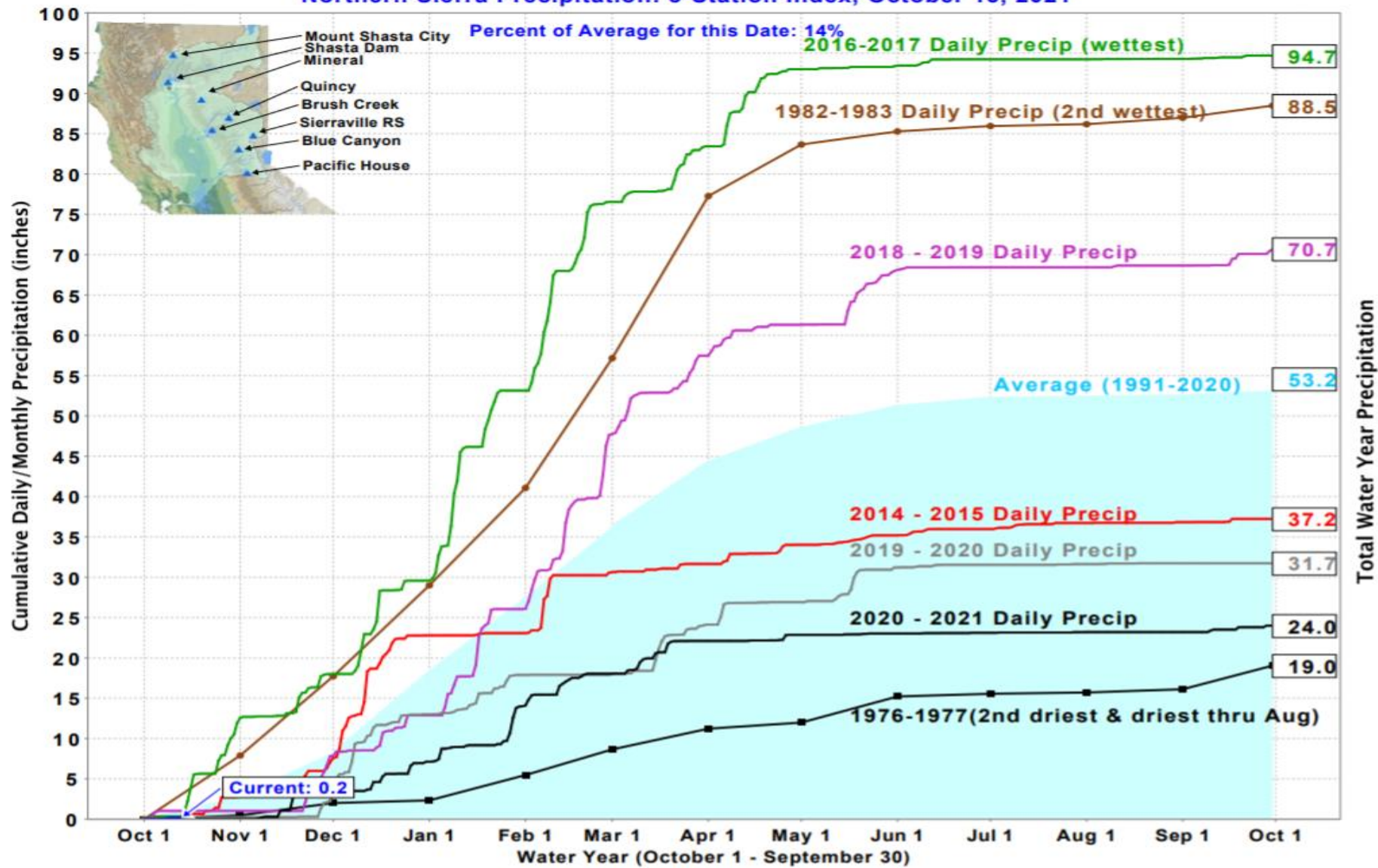
Note: Monthly totals may not add up to seasonal total because of rounding
Water Year Monthly totals are calculated based on Daily precipitation data from 12am to 12am PST



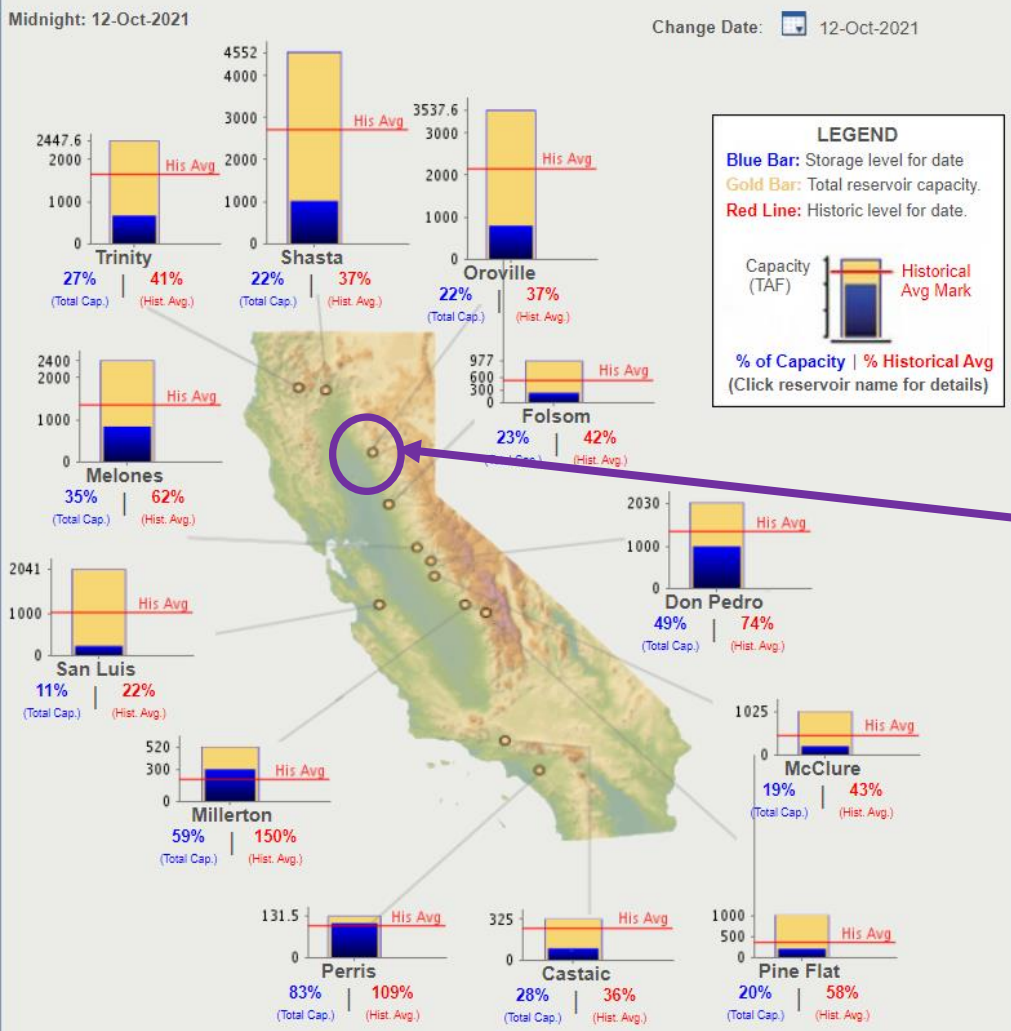
State Precipitation Stations



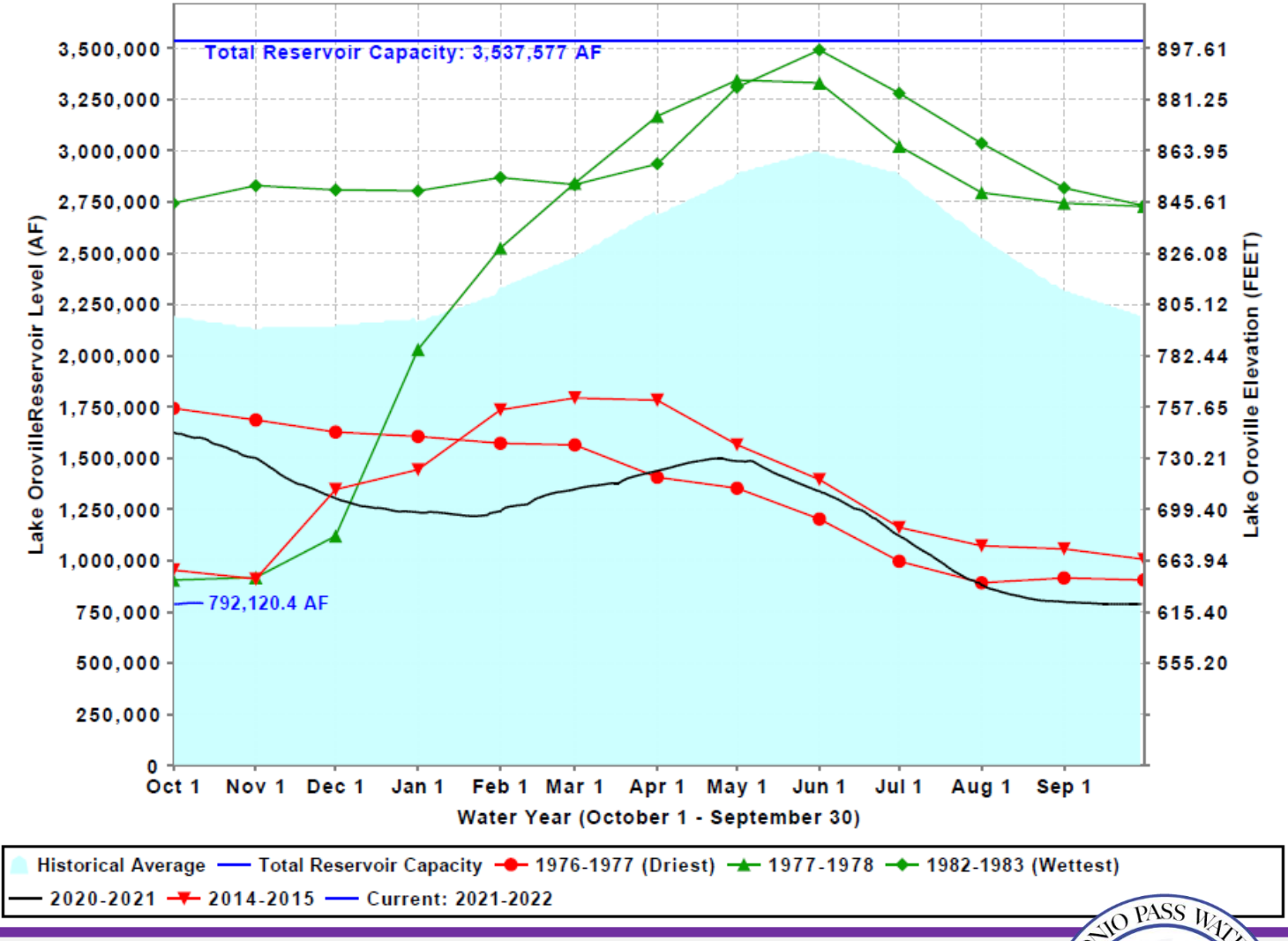
Northern Sierra Precipitation: 8-Station Index, October 13, 2021



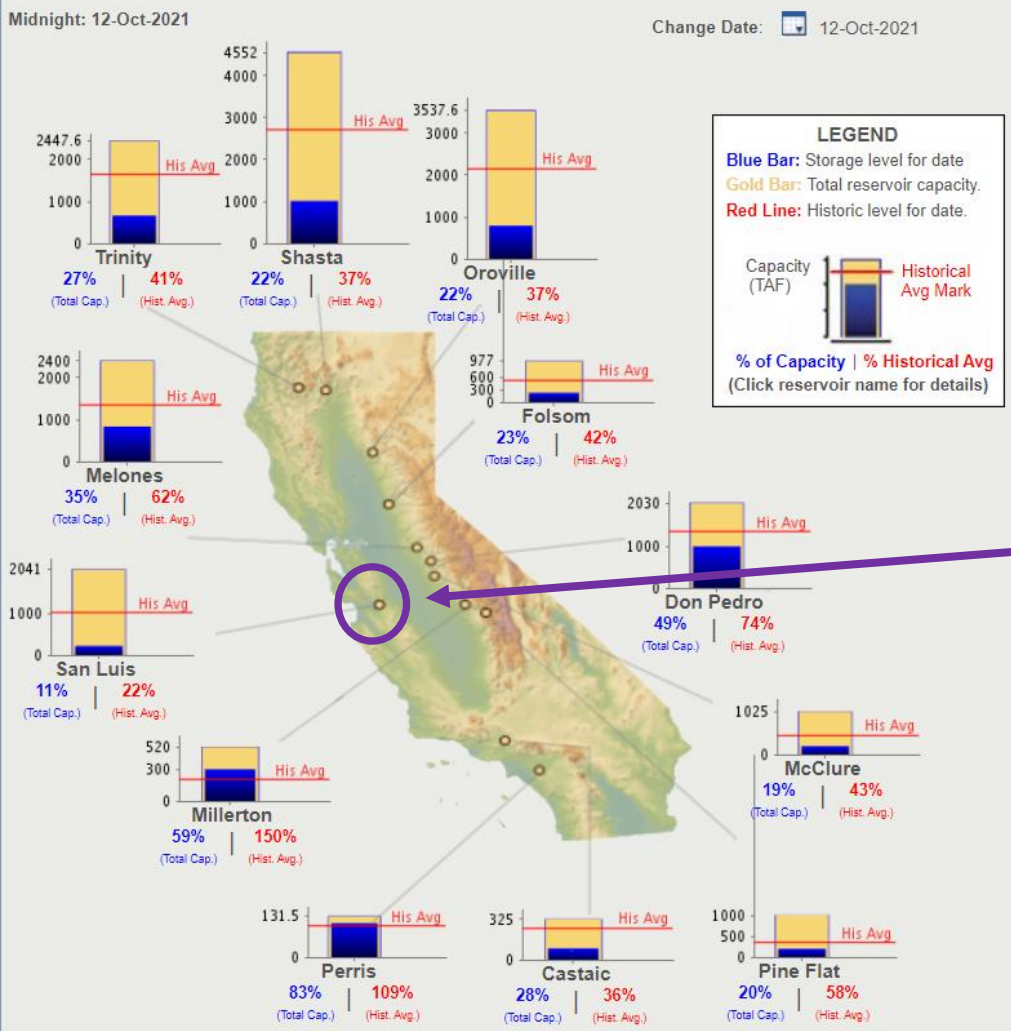
State Precipitation Stations



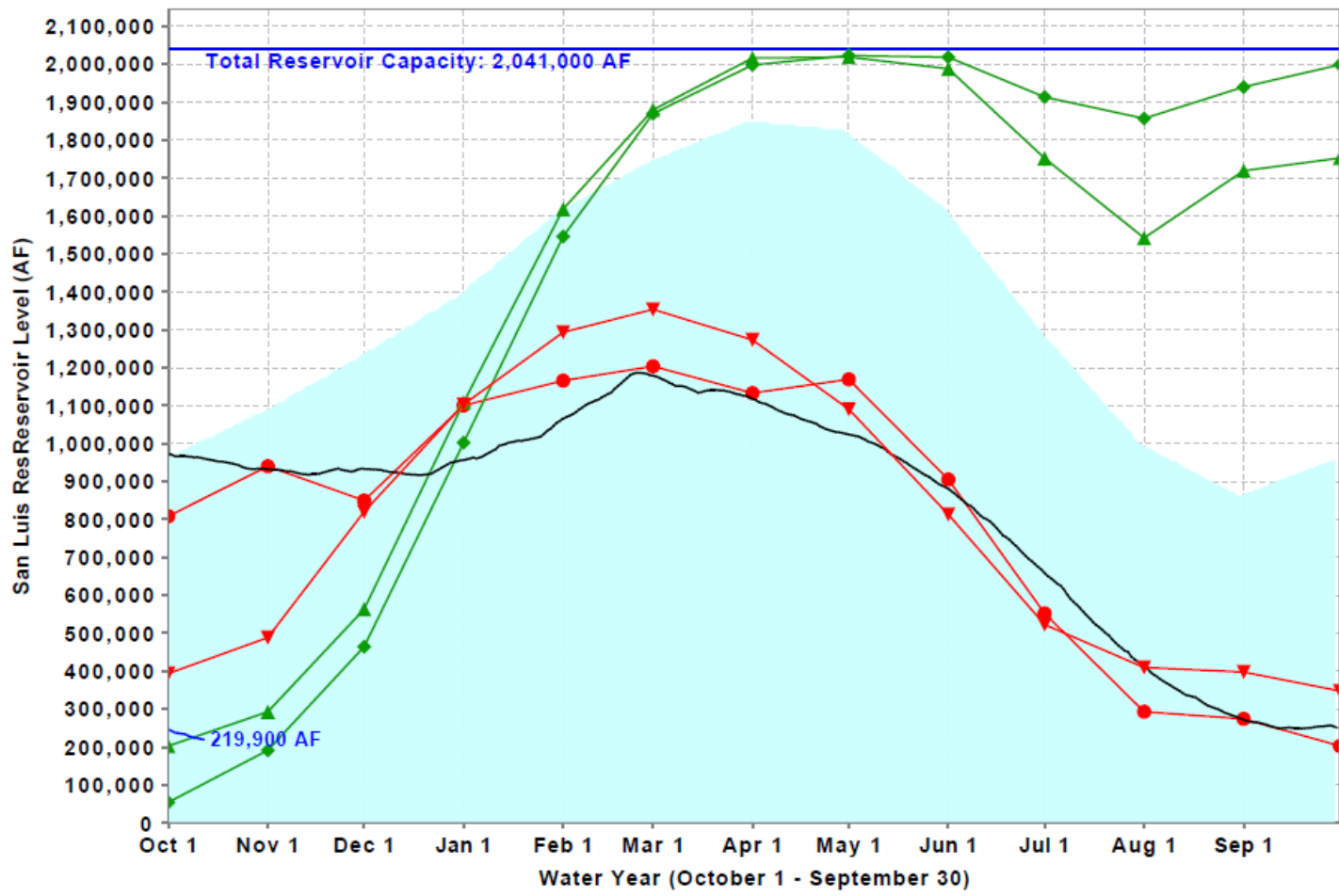
Lake Oroville Levels: Various Past Water Years and Current Water Year, Ending At Midnight October 12, 2021



Reservoir Levels



San Luis Res Levels: Various Past Water Years and Current Water Year, Ending At Midnight October 12, 2021



Reservoir Levels

Outstanding Water Owed	Volume
CLAWA	2,900
Ventura	2,575
Casitas	1,275
TOTAL	6,750

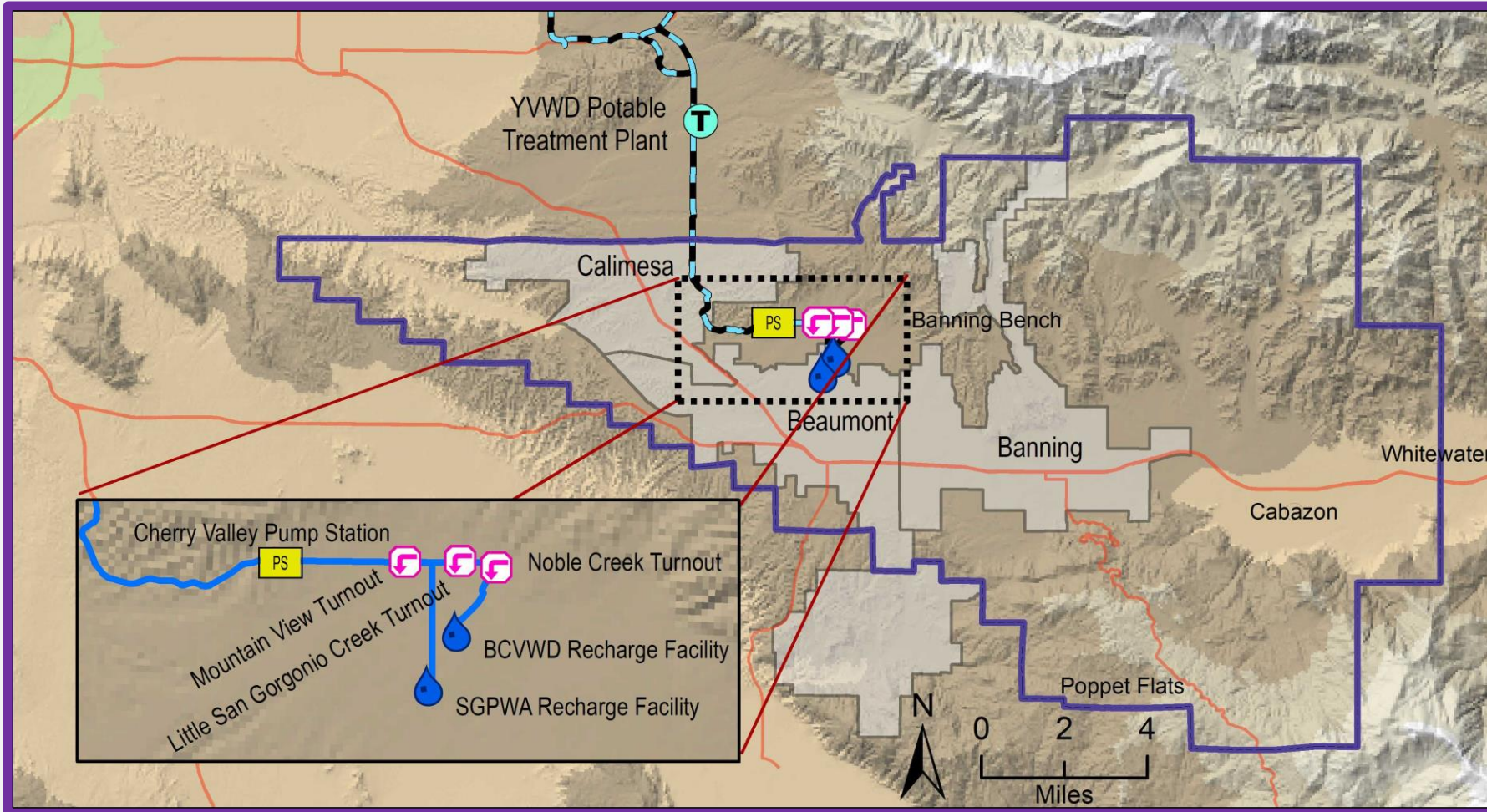


Water Debt (acre-feet)

Agency	Year	Allocation	Received	Debt	Returned	Balance	Due By
CLAWA	2010	50%	1,000	1,000	1,000	0	2020
CLAWA	2013	35%	2,000	1,300	0	1,300	2023
CLAWA	2016	60%	1,200	600	0	600	2026
CLAWA	2017	85%	2,000	1,000	0	1,000	2027
Ventura	2018	35%	3,500	1,400	0	1,400	2028
Casitas	2018	35%	1,750	700	0	700	2028
Ventura	2019	75%	1,350	675	0	675	2029
Casitas	2019	75%	650	325	0	325	2029
Ventura	2020	20%	2,000	500	0	500	2030
Casitas	2020	20%	1,000	250	0	250	2030
Ventura	2021	5%	500	0	NA	NA	NA



Water Debt (acre-feet)



**Estimated
(not included in totals)*

	Jan	Feb	Mar	Apr	May	Jun	Jul	Aug	Sept	Oct	Nov	Dec	Total
Recharge	(3)	479	735	511	(8)	0	0	0	0	800*			1736
Direct	0	0	0	0	0	0	0	0	0				0



Local Deliveries 2021 (acre-feet)

Subject to Final Verification



Total Current Order: 12,920 AF

Availability vs. Expected Deliveries = (~10,000AF)



BCVWD

- 12,500 AF
 - 10,000 AF (Demands)
 - 2,500 AF (Banking)



YVWD

- 220 AF



City of Banning

- 200 AF



SGPWA

- TBD (Future Supply)
- ~~508 AF In WM Account~~



Requests and Sources	Availability*	Approximate Deliveries*
Nickel Water	1,700	1,689
Pass Table A	865	25
Carry-Over*	835	803
Ventura Table A	500	0
Yuba Water	309*	0
Beaumont Storage	508 →	0
SLR Backup	0	11
Expected Total	4,717	2,528

* Subject to change

NOTE: Retain ~1,500+ AF in San Luis Reservoir as Carry-Over



Water Order 2021 & Deliveries

Total Current-Upcoming Order: 18,000 AF

BCVWD

- 16,900 AF
 - 10,900 AF (*Demands*)
 - 6,000 AF (*Banking*)

YVWD


- 900 AF

City of Banning

- 200 AF

SGPWA

- TBD (Future Supply)



Water Order 2022