

**SAN GORGONIO PASS WATER AGENCY
CASH RECONCILIATION REPORT
FY 2021-22
FOR THE THREE MONTHS ENDING ON SEPTEMBER 30, 2021**

RESTRICTED - DEBT SERVICE FUND

BEGINNING BALANCE - JULY 1, 2021		<u>61,291,102</u>	
RESERVE FOR STATE WATER PROJECT		<u>61,291,102</u>	
DEBT SERVICE ACTIVITY			
DEBT SERVICE DEPOSITS			
PROPERTY TAX - DEBT SERVICE DEPOSITS		850,949	
INTEREST INCOME		9,045	
DWR REFUNDS		0	
DEBT SERVICE DISBURSEMENTS		<u>-12,971,745</u>	
ENDING DEB SERVICE FUND BALANCE ----- 9/30/21		<u>49,179,351</u>	<u>49,179,351</u>

UNRESTRICTED - GENERAL FUND

BEGINNING BALANCE - JULY 1, 2021		<u>15,743,509</u>	
GENERAL FUND ACTIVITY			
GENERAL FUND DEPOSITS			
WATER SALES		0	
PROPERTY TAX - GENERAL PURPOSE DEPOSITS		113,926	
INTEREST INCOME		2,122	
OTHER INCOME		32,785	
CHANGE IN RECEIVABLES		0	
GENERAL FUND DISBURSEMENTS			
CHANGE IN LIABILITIES		-364,871	
CHANGE IN CAPITAL ASSETS		-161,085	
OPERATING EXPENDITURES		<u>-554,705</u>	
ENDING GENERAL FUND BALANCE ----- 9/30/21		<u>14,811,681</u>	<u>14,811,681</u>

UNRESTRICTED - CONSIGNED SWP SUPPORT FUND

BEGINNING BALANCE - JULY 1, 2021		0	
CONSIGNED FUND ACTIVITY			
CONSIGNED FUND DEPOSITS		0	
CONSIGNED FUND EXPENDITURES		0	
ENDING CONSIGNED FUND BALANCE ----- 9/30/21		<u>0</u>	<u>0</u>

<u>TOTAL CASH --- 9/30/21</u>		<u>63,991,031</u>	
--------------------------------------	--	-------------------	--

LOCATION OF CASH ----- 9/30/21

PETTY CASH		100	
CASH IN WELLS FARGO CHECKING ACCOUNT		471,060	
CASH IN BANK OF HEMET CHECKING ACCOUNT		11,662	
BANK OF HEMET LOCAL AGENCY MONEY MARKET ACCOUNT		519,008	
LOCAL AGENCY INVESTMENT FUND		33,406,645	
CALTRUST		21,060,557	
TIME VALUE INVESTMENTS		8,522,000	

<u>TOTAL --- 9/30/21</u>		<u>63,991,031</u>	
---------------------------------	--	-------------------	--

**SAN GORGONIO PASS WATER AGENCY
CASH RECONCILIATION REPORT
FY 2021-22
BY QUARTER**

	SEP 30, 21	DEC 31, 21	MAR 31, 22	JUN 30, 22
<u>RESTRICTED - DEBT SERVICE FUND</u>				
BEGINNING BALANCE - JULY 1, 2021				
RESERVE FOR STATE WATER PROJECT	61,291,102			
DEBT SERVICE ACTIVITY				
DEBT SERVICE DEPOSITS				
PROPERTY TAX - D. S. DEPOSITS	850,949			
INTEREST INCOME	9,045			
DWR REFUNDS	0			
DEBT SERVICE DISBURSEMENTS	-12,971,745			
ENDING DEBT SERVICE FUND BALANCE	49,179,351			
<u>UNRESTRICTED - GENERAL FUND</u>				
BEGINNING BALANCE - JULY 1, 2021	15,743,509			
GENERAL FUND ACTIVITY				
GENERAL FUND DEPOSITS				
WATER SALES	0			
PROPERTY TAX - GENERAL DEPOSITS	113,926			
INTEREST INCOME	2,122			
OTHER INCOME	32,785			
CHANGE IN RECEIVABLES	0			
GENERAL FUND DISBURSEMENTS				
CHANGE IN LIABILITIES	-364,871			
CHANGE IN CAPITAL ASSETS	-161,085			
OPERATING EXPENDITURES	-554,705			
ENDING GENERAL FUND BALANCE	14,811,681			
<u>UNRESTRICTED - CONSIGNED SWP SUPPORT FUND</u>				
CONSIGNED FUND ACTIVITY				
CONSIGNED FUND ACTIVITY	0			
CONSIGNED FUND ACTIVITY	0			
ENDING CONSIGNED FUND BALANCE	0			
<u>TOTAL CASH - END OF QUARTER</u>	63,991,031			
<u>LOCATION OF CASH AND INVESTMENTS</u>				
PETTY CASH	100			
CASH IN W. F. CHECKING ACCOUNT	471,060			
CASH IN B. OF H. CHECKING ACCOUNT	11,662			
BANK OF HEMET L A M M A	519,008			
LOCAL AGENCY INVESTMENT FUND	33,406,645			
CALTRUST	21,060,557			
TIME VALUE INVESTMENTS	8,522,000			
<u>TOTAL - END OF QUARTER</u>	63,991,031			

**SAN GORGONIO PASS WATER AGENCY
INVESTMENT REPORT
FY 2021-22
FOR THE THREE MONTHS ENDING ON SEPTEMBER 30, 2021**

Accounting convention defines Current Assets as assets that can be liquidated within 1 year. By this definition, funds invested in Wells Fargo accounts, Bank of Hemet accounts, LAIF and CalTRUST accounts would all be considered Current Assets, or short-term investments.

The Agency categorizes its investments into three groups: Short-Term (can be liquidated or mature in 1 year); Medium-Term (mature in more than 1 year up to 5 years) and Long-Term (mature after 5 years).

For the purposes of this report, a “Hybrid” category is included for investments that can be liquidated in a year, but whose underlying securities may mature in more than one year. LAIF and CalTRUST both fall into this category.

This report includes a summary of cash and investments, and a detail of investments by category. The summary can be compared to the Cash Reconciliation Report. The detail of investments may differ slightly from the summary, due to rounding differences. This report also includes charts to show graphically the different investment categories, and what they are earning.

CASH AND INVESTMENT SUMMARY

LOCATION - INSTITUTION

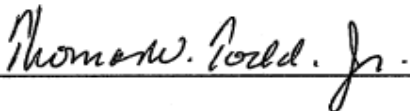
PETTY CASH	100
WELLS FARGO CHECKING ACCOUNT	471,060
BANK OF HEMET CHECKING ACCOUNT	11,662
BANK OF HEMET LOCAL AGENCY MONEY MARKET ACCOUNT	519,008
STATE OF CALIFORNIA LAIF	33,406,645
CALTRUST SHORT-TERM	21,060,557
TIME VALUE INVESTMENTS	8,522,000
US TREASURY	-

TOTAL

63,991,031

ALL INVESTMENTS LISTED ON THE INVESTMENT REPORT AND HELD BY THE SAN GORGONIO PASS WATER AGENCY ARE IN COMPLIANCE WITH THE AGENCY'S STATEMENT OF INVESTMENT POLICY.

THE AGENCY CAN MEET ITS EXPENDITURE REQUIREMENTS FOR THE NEXT SIX MONTHS.



October 14, 2021

**SAN GORGONIO PASS WATER AGENCY
INVESTMENT REPORT
FY 2021-22
FOR THE THREE MONTHS ENDING ON SEPTEMBER 30, 2021**

INVESTMENT DETAIL

SHORT-TERM

INSTITUTION	Account	YIELD RATE	STATEMENT DATE	CURRENT VALUE
Bank of Hemet	Local Agency Money Market	0.13%	9/30/21	519,008.18
TVI	Cash Management	0.03%	9/30/21	2,050,000.00

BROKER: TIME VALUE INVESTMENTS T-BILLS

ISSUER	PURCHASE AMOUNT	YIELD RATE	MATURITY DATE	FACE VALUE	CURRENT VALUE
					0.00

HYBRID

INSTITUTION	Account	YIELD RATE		STATEMENT DATE	BOOK VALUE	CURRENT VALUE
State of California	LAIF	0.21%	*	9/30/21	33,406,645.13	33,406,645.13
CalTRUST	Short-Term	0.13%	*	9/30/21	21,060,556.68	21,217,571.67

*Average for September, 2021

MEDIUM-TERM

BROKER: TIME VALUE INVESTMENTS BONDS

ISSUER	TYPE	PURCHASE AMOUNT	YIELD to Maturity	MATURITY DATE	FACE VALUE	CURRENT VALUE
TRNOTE	Callable*	1,907,310	1.56%	11/15/22	2,000,000	1,996,920.00
TOTALS		1,907,310	1.56%		2,000,000	1,996,920.00

* Can be redeemed before maturity date.

BROKER: TIME VALUE INVESTMENTS CDs

ISSUER	PURCHASE AMOUNT	YIELD RATE	MATURITY DATE	FACE VALUE	CURRENT VALUE
Various banks	4,472,000	1.39%	2-6 months	4,472,000	4,492,260.50

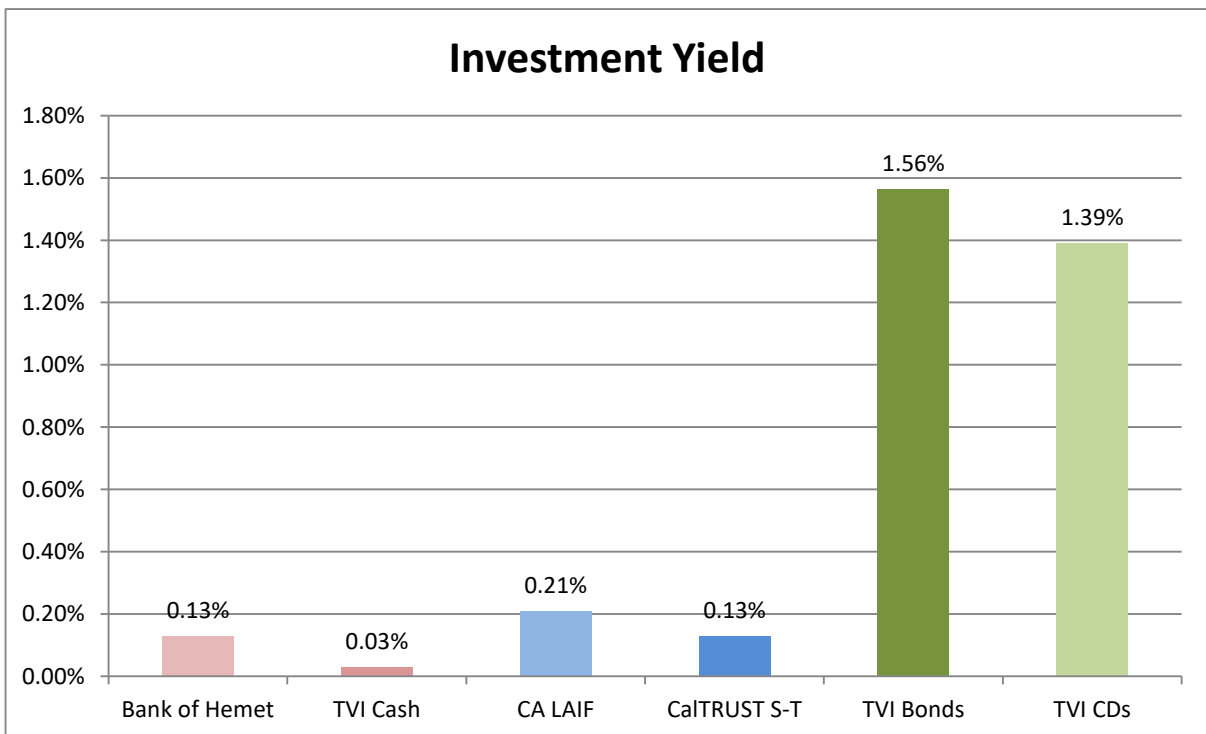
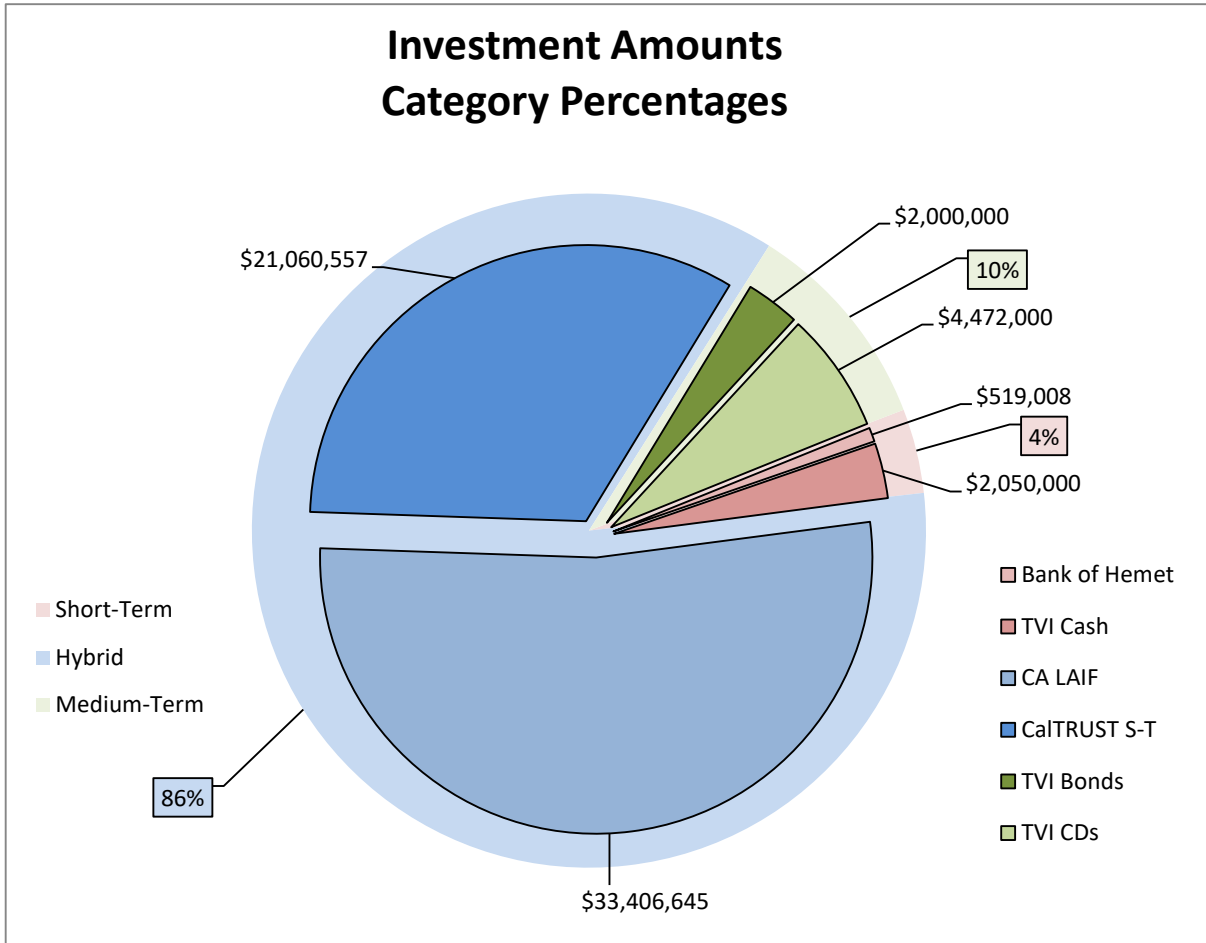
LONG-TERM

The Agency has no Long-Term investments at the date of this report.

PERCENTAGE OF PORTFOLIO

Pooled Investments		US Treasury	CDs	Bonds	Money Market
LAIF	CalTRUST	0%	7%	3%	4%
52%	33%				

**SAN GORGONIO PASS WATER AGENCY
INVESTMENT REPORT
FY 2021-22
FOR THE THREE MONTHS ENDING ON SEPTEMBER 30, 2021**



UNAUDITED

**SAN GORGONIO PASS WATER AGENCY
RESERVE ALLOCATION REPORT
FY 2022-22**

FOR THE TWELVE MONTHS ENDING SEPTEMBER 30, 2021

	JUN 30, 21	SEP 30, 21	DEC 31, 21	MAR 31, 22	JUN 30, 22
RESTRICTED					
STATE WATER CONTRACT FUND	61,291,102	49,179,351			
UNRESTRICTED					
OPERATIONS	1,500,000	1,500,000			
NEW INFRASTRUCTURE	7,761,046	8,953,798			
Additions or Adjustments	1,192,752	-931,829			
Expenditures					
Ending Balance	8,953,798	8,021,969	0	0	0
ADDITIONAL WATER	3,739,711	3,739,711			
Adjustments from Other Sources					
Ratepayer - Balance Forward					
Ratepayer - Current Contribution					
Rate Stabilization - Balance Forward					
Excess Rate Stabilization - Current					
Expenditures					
Ending Balance	3,739,711	3,739,711	0	0	0
RATE STABILIZATION					
Taxpayer Contribution	0	0	0	0	0
Previous Ratepayer Balance	150,000	150,000			
Ratepayer Contribution					
Excess Contribut.-To Addnl. Water					
Expenditures					
Ending Balance	150,000	150,000	0	0	0
REPLACEMENTS	1,250,000	1,250,000			
UNEXPECTED LEGAL SERVICES	150,000	150,000			
TOTAL UNRESTRICTED RESERVES	15,743,509	14,811,680	0	0	0
TOTAL RESERVES	77,034,611	63,991,031	0	0	0

CASH LOCATION

Petty Cash	100	100			
Wells Fargo Checking Account	1,337,653	471,060			
Bank of Hemet Checking Account	39,319	11,662			
Bank of Hemet L A M M A	518,838	519,008			
LAIF	44,380,368	33,406,645			
CalTRUST	21,208,887	21,060,557			
Time Value Investments	9,549,445	8,522,000			
TOTAL CASH	77,034,611	63,991,031	0	0	0