

**SAN GORGONIO PASS WATER AGENCY**  
**1210 Beaumont Avenue, Beaumont, CA**  
**Board of Directors Meeting**  
**Agenda**  
**December 4, 2017**

**Revised**

- 1. Call to Order, Flag Salute, Invocation, and Roll Call**
- 2. Adoption and Adjustment of Agenda**
- 3. Public Comment:** Members of the public may address the Board at this time concerning items relating to any matter within the Agency's jurisdiction. To comment on specific agenda items, please complete a speaker's request form and hand it to the board secretary.
- 4. Consent Calendar:** If any board member requests that an item be removed from the Consent Calendar, it will be removed so that it may be acted upon separately.
  - A. Approval of the Minutes of the Regular Board Meeting, November 20, 2017\* (p. 3)
  - B. Approval of the Minutes of the Finance and Budget Workshop, November 27, 2017\* (p. 6)
  - C. Approval of the Finance and Budget Workshop Report, November 27, 2017\* (p. 8)
- 5. Reports:**
  - A. General Manager's Report
    1. Operations Report
    2. Water Supply Report\* (p. 21)
    3. Report on ACWA Conference
    4. Update on Whitewater Flume\*(p. 28)
    5. General Agency Updates
  - B. General Counsel Report
  - C. Directors' Reports
- 6. New Business:**
  - A. Consideration of Sponsorship of Southern California Water Committee Quarterly Luncheon for January 19, 2018\* (p. 30)
  - B. Discussion and Possible Action Regarding Beaumont Avenue Recharge Facility\* (p. 33)
  - C. Discussion and Possible Action Regarding Expanded Noble Connection
- 7. Topics for Future Agendas**
- 8. Announcements:**
  - A. Engineering Workshop, December 11, 2017 at 1:30 p.m.
  - B. Regular Board Meeting, December 18, 2017 at 1:30 p.m. - Canceled
  - C. Finance and Budget Workshop, December 18, 2017 at 1:30 p.m.
- 9. Closed Session (Item)**
  - A. CONFERENCE WITH REAL PROPERTY NEGOTIATORS  
Pursuant to Government Code Section 54956.8  
Property: Potential transfer of State Water Project rights/supplies among State Water Project Contractors  
Agency negotiator: Jeff Davis, General Manager  
Negotiating parties: Dudley Ridge Water District, Dale Melville, Manager-Engineer  
Under negotiation: price and terms of payment

**10. Adjournment**

**Information included in Agenda Packet**

(1) Materials related to an item on this Agenda submitted to the Board of Directors after distribution of the agenda packet are available for public inspection in the Agency's office at 1210 Beaumont Avenue, Beaumont during normal business hours. (2) Pursuant to Government Code section 54957.5, non-exempt public records that relate to open session agenda items and are distributed to a majority of the Board less than seventy-two (72) hours prior to the meeting will be available for public inspection at the Agency's office, located at 1210 Beaumont Avenue, Beaumont, California 92223, during regular business hours. With 1 / 3 3 se public records will also be made available on the Agency's Internet Web site, accessible at: [www.sgpwa.com](http://www.sgpwa.com) (3) Any person with a disability who requires accommodation in order to participate in this meeting should telephone the Agency (951 845-2577) at least 48 hours prior to the meeting in order to make a request for a disability-related modification or accommodation.

**SAN GORGONIO PASS WATER AGENCY**  
**1210 Beaumont Avenue, Beaumont, CA 92223**  
**Minutes of the**  
**Board of Directors Meeting**  
**November 20, 2017**  
**Teleconference Location: 12540 Grand Island Road**  
**Walnut Grove, CA 95690**

**Directors Present:** David Fenn, President  
David Castaldo, Director  
Ron Duncan, Director  
Blair Ball, Director  
Leonard Stephenson, Director  
Michael Thompson, Director

**Directors Absent:** Steve Lehtonen, Director

**Staff Present:** Jeff Davis, General Manager  
Jeff Ferre, General Counsel  
Tom Todd, Jr., Finance Manager  
Cheryle Rasmussen, Executive Assistant

1. **Call to Order, Flag Salute, Invocation, and Roll Call:** The meeting of the San Gorgonio Pass Water Agency Board of Directors was called to order by Board President David Fenn at 1:30 p.m., November 20, 2017 in the Agency Boardroom at 1210 Beaumont Avenue, Beaumont, California. President Fenn led the Pledge of Allegiance to the flag. President Fenn led the invocation. A quorum was present.
2. **Statement Regarding Teleconferencing:** Teleconferencing was canceled.
3. **Adoption and Adjustment of the Agenda:** Director Thompson stated that the San Gorgonio Pass Regional Water Alliance will not be meeting on November 29<sup>th</sup> as listed under announcements. There were no other changes to the agenda.
4. **Public Comment.** *President Fenn asked if there were any members of the public that wished to make a public comment that fall within the jurisdiction of the Agency that is not on today's Agenda.* No members of the public commented.
5. **Consent Calendar:**
  - A. Approval of the Minutes of the Regular Board Meeting, November 6, 2017
  - B. Approval of the Minutes of the Engineering Workshop, November 13, 2017

Director Stephenson made a motion, seconded by Director Thompson, to approve the consent calendar as presented. Motion passed 6-0, with Director Lehtonen absent.

**6. Reports:**

**A. General Manager's Report:**

**(1) Operations Report: (a) Deliveries:** General Manager Davis reported to the Board that the Agency has delivered 940 acre-feet so far this month.

**(2) General Agency Updates:** **(a) SCWC:** Southern California Water Committee utilized the Agency's Board room for its Water Summit event that was held on Friday, November 17<sup>th</sup>; the event was well attended. Guest speakers were Supervisor Marion Ashley, Charlie Wilson (Executive Director SCWC), General Manager John Rossi (Western Municipal Water District), Jerry Johns (40 years in water industry – retired), General Manager Doug Headrick (SBVMWD) and General Manager Jeff Davis. **(b) Groundwater Sustainability Plans:** (1) Three grant proposals have been submitted; two for the San Geronio Pass sub-basin, and one for the Yucaipa sub-basin. (2) San Geronio Pass Integrated Regional Water Management Plan – two models (surface water and groundwater) have been melded together for the San Geronio Pass sub-basin, this is still in the calibration phase. **(c) Bi-Annual Well Measuring:** The Agency measures wells twice a year with the assistance of USGS. Fall well measurements took place last week. **(d) DWR - Grant Davis:** SWC met with Grant Davis last week. Grant Davis was appointed Director of the California Department of Water Resources by Governor Edmund G. Brown Jr. in August 2017. Flexibility, working to get the California Water Fix built, and transfers and exchanges were discussed during the meeting. **(e) Feather River Watershed:** Up to 10-inches of rain was received last week in the Feather River watershed. **(f) SWP Allocation:** The initial allocation for 2018 is due by December 1<sup>st</sup>. The initial allocation may be low due to the water level at Lake Oroville and also Fall X2. Fall X2 is when water is released from Lake Oroville to bring down the salt level in the Delta. There is no scientific evidence that this action does anything for fish during the fall season. Due to Fall X2, the SWP lost 400,000 acre-feet of SWP water this year.

**B. General Counsel Report:** General Counsel Jeff Ferré stated that he submitted a written report that was included in the agenda packet. He asked if the Board had any questions. There being none, President Fenn continued on to Directors Reports.

**C. Directors' Reports:** **(1) Director Duncan** reported on the SCWC meeting that he attended on November 17. **(2) Director Castaldo** also reported on the SCWC meeting that he attended on November 17. **(3) Director Thompson** reported on the SGPWA Conservation and Education Committee meeting that took place on November 9. Topics of discussion included media and social media efforts, the purchase of groundwater models for local schools, and Inland Empire Resource Conservation District update on SGPWA's current school programs. IERCD was contracted to present 43 classes of which 18 have been completed thus far. IERCD has drafted a plan on how to execute the groundwater models to the schools. A proposal to an addendum to the contract between IERCD and SGPWA for the groundwater model presentations will be forthcoming for Board consideration. **(4) Director Stephenson** reported on the YVWD Board meeting that he attended on November 7<sup>th</sup>. **(5) Director Ball** reported that he will be providing to the Board a BCVWD PowerPoint presentation on SGPWA water supply portfolio, costs and funding strategies that was provided during its November 8<sup>th</sup> meeting.

**7. New Business:**

**A. Consideration and Possible Action regarding Proposed Amendments to ACWA's Bylaws:** Material provided by ACWA was included in the agenda packet. General Manager Davis stated that ACWA is conducting a membership meeting at the ACWA Fall Conference on Wednesday, November 29, 2017. ACWA is proposing several amendments to the bylaws; the amendments are listed in the material provided by ACWA. Votes are normally cast by members' Board Presidents via a proxy card. After discussion, the Board was in agreement in directing President Fenn to cast a vote approving the proposed changes to ACWA's bylaws.

**B. Discussion and Possible Action Regarding Election of Association of California Water Agencies (ACWA) President and Vice President:** Material provided by ACWA and a letter of support from Steven LaMar were included in the agenda packet. ACWA is conducting a membership meeting at the ACWA Fall Conference on Wednesday, November 29, 2017. ACWA's Nominating Committee announced a 2018-2019 slate that recommends current Vice President Brent Hastey for ACWA President and current Federal Affairs Committee Chair Steven LaMar for ACWA Vice President. Nominations from the floor will be accepted prior to the vote. It was the consensus of the Board to designate President Fenn to vote on behalf of the SGPWA Board of Directors and permit him to determine if he will vote for the recommended slate, or otherwise.

**8. Topics for Future Agendas: (1)** President Fenn requested an update on the Whitewater flume.

**9. Announcements:**

- A. Office closed November 23rd & 24th in observance of the Thanksgiving holiday
- B. Finance and Budget Workshop, November 27, 2017 at 1:30 p.m.
- C. Regular Board Meeting, December 4, 2017 at 1:30 p.m.

**10. Closed Session (Two Items)**

**Time: 1:55 pm**

- A. CONFERENCE WITH REAL PROPERTY NEGOTIATORS  
Pursuant to Government Code Section 54956.8  
Property: Potential transfer of State Water Project rights/supplies among State Water Project Contractors  
Agency negotiator: Jeff Davis, General Manager  
Negotiating parties: Dudley Ridge Water District, Dale Melville, Manager-Engineer  
Under negotiation: price and terms of payment
- B. CONFERENCE WITH REAL PROPERTY NEGOTIATORS  
Pursuant to Government Code section 54956.8  
Property: Potential water rights/supplies offers from the City of Ventura  
Agency negotiator: Jeff Davis, General Manager  
Negotiating parties: Lynn Takaichi  
Under negotiation: price and terms of payment

**The meeting reconvened to open session at:      Time: 2:42 pm**

*General Counsel Ferre reported that there were no reportable actions taken on either item.*

**11. Adjournment**

**Time: 2:42 pm**

***Draft – Subject to Board Approval***

Jeffrey W. Davis, Secretary of the Board

GDG

**SAN GORGONIO PASS WATER AGENCY**  
**1210 Beaumont Avenue**  
**Beaumont, California 92223**  
**Minutes of the**  
**Board Finance and Budget Workshop**  
**November 27, 2017**

**Directors Present:** David Fenn, President  
Ron Duncan, Vice President  
David Castaldo, Director; arrived 1:36 pm  
Blair Ball, Director; arrived 1:50 pm  
Steve Lehtonen, Director  
Mike Thompson, Director

**Directors Absent:** Lenny Stephenson, Treasurer

**Staff and Consultants Present:**  
Jeff Davis, General Manager  
Tom Todd, Jr., Finance Manager

1. **Call to Order, Flag Salute and Roll Call:** The Finance and Budget workshop of the San Gorgonio Pass Water Agency Board of Directors was called to order by Director Mike Thompson at 1:30 pm, November 27, 2017, in the Agency Board Room at 1210 Beaumont Avenue, Beaumont, California. Director Thompson led the Pledge of Allegiance to the flag. A quorum was present.
2. **Adoption and Adjustment of Agenda:** The agenda was adopted as published.
3. **Public Comment:** No members of the public requested to speak at this time.
4. **New Business:**
  - A. Ratification of Paid Invoices and Monthly Payroll for October, 2017 by Reviewing Check History Reports in Detail: After review and discussion, a motion was made by Director Duncan, seconded by President Fenn, to recommend that the Board ratify paid monthly invoices of \$1,166,379.10 and payroll of \$36,996.64 for the month of October, 2017, for a combined total of \$1,203,375.74. The motion passed, 4 in favor, no opposed, with Directors Ball and Castaldo not yet present, and Director Stephenson absent.
  - B. Review Pending Legal Invoices: After review and discussion, a motion was made by Director Lehtonen, seconded by Director Thompson, to recommend that the Board approve payment of the pending legal invoices for October, 2017. The motion passed, 4 in favor, no opposed, with Directors Ball and Castaldo not yet present, and Director Stephenson absent.
  - C. Review of October, 2017 Bank Reconciliation: After review and discussion, a motion was made by Director Duncan, seconded by Director Lehtonen, to

recommend that the Board acknowledge receipt of the Wells Fargo bank reconciliation for October, 2017 as presented. The motion passed, 5 in favor, no opposed, with Director Ball not yet present, and Director Stephenson absent.

D. Review of Budget Report for October, 2017: After review and discussion, a motion was made by Director Duncan, seconded by President Fenn, to recommend that the Board acknowledge receipt of the Budget Report for October, 2017. The motion passed, 5 in favor, no opposed, with Director Ball not yet present, and Director Stephenson absent.

E. Discussion of General Fund Monies Previously Used for SWP: General Manager Jeff Davis presented information from Agency records about expenditures made to build facilities to transport water from DWR's original point of delivery at Devil Canyon to the Agency's service area. The Agency and San Bernardino Valley Municipal Water District shared the facilities and the cost of construction. Construction started in FY 1970-71 and continued through FY 1989-90. The total amount expended on the facilities from the General Fund was \$7,759,939. The Agency made payments to SBVMWD starting in FY1989-90 through FY2002-03. Payments from the Debt Service fund to SBVMWD totaled \$873,981. When the State Water Project decided to build the East Branch Extension, these facilities were included as part of the SWP. As a result, the Board authorized transfers of funds from the Debt Service Fund to "repay" the General Fund in August, 2004. A total for \$1,030,00 was transferred until October, 2010, when the Board suspended transfers until such time as further action was taken. It was the consensus of the Board that this matter be discussed and possible action taken at a future Board meeting with input from General Counsel.

5. **Announcements:** Director Thompson referred to the announcements:

- A. Regular Board Meeting, December 4, 2017, 1:30 pm
- B. Engineering Workshop, December 11, 2017, 1:30 pm
- C. Finance and Budget Workshop, December 18, 2017, 1:30 pm

6. **Adjournment:** The Finance and Budget workshop of the San Gorgonio Pass Water Agency Board of Directors was adjourned at 2:07 pm.

Draft - Not Approved

Jeffrey W. Davis, Secretary of the Board

## **Finance and Budget Workshop Report**

From Director Mike Thompson, Vice-Chair of the Finance and Budget Committee

The Finance and Budget Workshop was held on November 27, 2017. The following recommendations were made:

1. The Board ratify payment of Invoices of \$1,166,379.10 and Payroll of \$36,996.64 as detailed in the Check History Report for Accounts Payable and the Check History Report for Payroll for October, 2017 for a combined total of \$1,203,375.74
  
2. The Board authorize payment of the following vendor's amounts:

Best, Best & Krieger LLP	\$27,424.92
--------------------------	-------------
  
3. The Board acknowledge receipt of the following:
  - A. Wells Fargo bank reconciliation for October, 2017
  - B. Budget Report for October, 2017



# **SAN GORGONIO PASS WATER AGENCY**

1210 Beaumont Ave, Beaumont, CA 92223

**Board Finance & Budget Workshop**

**Agenda**

**November 27, 2017, at 1:30 p.m.**

**1. Call to Order, Flag Salute**

**2. Adoption and Adjustment of Agenda**

**3. Public Comment**

Members of the public may address the Board at this time concerning items not on the agenda. To comment on specific agenda items, please complete a speaker's request form and hand it to the Board secretary.

**4. New Business (Discussion and possible recommendations for action at a future regular Board meeting)**

A. Ratification of Paid Invoices and Monthly Payroll for October, 2017 by  
Reviewing Check History Reports in Detail\*

B. Review of Pending Legal Invoices\*

C. Review of October, 2017 Bank Reconciliation\*

D. Review of Budget Report for October, 2017\*

E. Discussion of General Fund Monies Previously Used for SWP

**5. Announcements**

A. Regular Board Meeting, December 4, 2017, 1:30 pm

B. Engineering Workshop, December 11, 2017, 1:30 pm

C. Finance and Budget Workshop, December 18, 2017, 1:30 pm

**6. Adjournment**

\*Information Included In Agenda Packet

1. Materials related to an item on this agenda submitted to the Board of Directors after distribution of the agenda packet are available for public inspection in the Agency's office at 1210 Beaumont Ave., Beaumont, CA 92223 during normal business hours. 2. Pursuant to Government Code section 54957.5, non-exempt public records that relate to open session agenda items and are distributed to a majority of the Board less than seventy-two (72) hours prior to the meeting will be available for public inspection at the Agency's office, during regular business hours. When practical, these public records will also be available on the Agency's Internet website, accessible at <http://www.sgpwa.com>. 3. Any person with a disability who requires accommodation in order to participate in this meeting should telephone the Agency (951-845-2577) at least 48 hours prior to the meeting. 9 / 3 3 request for a disability-related modification or accommodation.

**San Gorgonio Pass Water Agency**  
**Check History Report**  
 October 1 through October 31, 2017

ACCOUNTS PAYABLE

Date	Number	Name	Amount
10/02/2017	118609	ACWA JPIA	20,968.00
10/02/2017	118610	BDL ALARMS, INC.	78.00
10/02/2017	118611	BEST BEST & KRIEGER	37,029.35
10/02/2017	118612	EADIE AND PAYNE LLP	3,995.00
10/02/2017	118613	MACRO COMMUNICATIONS	225.00
10/02/2017	118614	OFFICE SOLUTIONS	267.90
10/02/2017	118615	THE PRESS-ENTERPRISE	296.67
10/02/2017	118616	UNDERGROUND SERVICE ALERT	14.95
10/02/2017	118617	U. S. GEOLOGICAL SURVEY	32,502.79
10/02/2017	118618	VALLEY OFFICE EQUIPMENT, INC.	129.38
10/02/2017	118619	WASTE MANAGEMENT INLAND EMPIRE	94.80
10/11/2017	118620	ACWA BENEFITS	759.58
10/11/2017	118621	KENNETH M. FALLS	179.00
10/11/2017	118622	CALIFORNIA NEWSPAPER PARTNERSHIP	1,328.40
10/11/2017	118623	UNLIMITED SERVICES BUILDING MAINT.	295.00
10/17/2017	118624	ASSOCIATION OF CALIFORNIA WATER AGENCIES	17,765.00
10/17/2017	118625	ALBERT WEBB ASSOCIATES	1,670.62
10/17/2017	118626	BARTEL ASSOCIATES, LLC	1,500.00
10/17/2017	118627	CALPERS HEALTH	7,747.81
10/17/2017	118628	ERNST & YOUNG LLP	1,032.00
10/17/2017	118629	FRONTIER COMMUNICATIONS	1,208.83
10/17/2017	118630	GOPHER PATROL	51.00
10/17/2017	118631	INCONTACT, INC.	122.49
10/17/2017	118632	STEPHEN J. LEHTONEN	738.53
10/17/2017	118633	PITNEY BOWES RESERVE ACCOUNT	400.00
10/17/2017	118634	SOUTHERN CALIFORNIA EDISON	24.94
10/17/2017	118635	STATE WATER PROJECT CONT. AUTHORITY	1,846.00
10/17/2017	118636	WELLS FARGO REMITTANCE CENTER	3,034.08
10/23/2017	118637	ACWA JPIA	966.04
10/23/2017	118638	DAVID TAUSSIG & ASSOCIATES, INC.	2,762.50
10/23/2017	118639	I. E. RESOURCE CONSERVATION DISTRICT	3,250.00
10/23/2017	118640	MATTHEW PISTILLI LANDSCAPE SERVICES	325.00
10/23/2017	118641	SITES PROJECT JPA	221,032.00
10/23/2017	118642	SOUTHERN CALIFORNIA EDISON	94.85
10/23/2017	118643	VISIONARY LOGICS	405.00
10/27/2017	118644	AT&T MOBILITY	260.43
10/27/2017	118645	CONTROL TEMP, INC.	679.02
10/27/2017	118646	THE RECORD-GAZETTE	290.00
10/27/2017	118647	THOMAS W. TODD, JR.	1,541.41
10/27/2017	118648	VALLEY OFFICE EQUIPMENT, INC.	125.57
10/30/2017	118649	STANDARD INSURANCE COMPANY	441.32
10/13/2017	586869	EMPLOYMENT DEVELOPMENT DEPARTMENT	1,073.12
10/30/2017	548877	EMPLOYMENT DEVELOPMENT DEPARTMENT	1,164.65
10/13/2017	565137	ELECTRONIC FEDERAL TAX PAYMENT SYSTEM	5,773.48
10/30/2017	556982	ELECTRONIC FEDERAL TAX PAYMENT SYSTEM	6,606.29

**San Geronio Pass Water Agency**  
**Check History Report**  
 October 1 through October 31, 2017

**ACCOUNTS PAYABLE (CON'T)**

Date	Number	Name	Amount
10/13/2017	900154	CALPERS RETIREMENT	5,880.54
10/30/2017	900155	CALPERS RETIREMENT	6,115.76
10/31/2017	900156	DEPARTMENT OF WATER RESOURCES	772,287.00
		TOTAL ACCOUNTS PAYABLE CHECKS	1,166,379.10

**PAYROLL**

Date	Number	Name	Amount
10/12/2017	801441	BLAIR M. BALL	934.32
10/12/2017	801442	JEFFREY W. DAVIS	5,192.36
10/12/2017	801443	RONALD A. DUNCAN	1,167.90
10/12/2017	801444	KENNETH M. FALLS	2,702.58
10/12/2017	801445	CHERYLE M. STIFF	2,212.54
10/12/2017	801446	MICHAEL D. THOMPSON	1,167.90
10/12/2017	801447	THOMAS W. TODD, JR.	3,546.72
10/29/2017	801448	JEFFREY W. DAVIS	5,192.36
10/29/2017	801449	RONALD A. DUNCAN	1,167.90
10/29/2017	801450	KENNETH M. FALLS	3,281.20
10/29/2017	801451	DAVID L. FENN	1,167.90
10/29/2017	801452	STEPHEN J. LEHTONEN	1,167.90
10/29/2017	801453	LEONARD C. STEPHENSON	1,167.90
10/29/2017	801454	CHERYLE M. STIFF	2,212.54
10/29/2017	801455	MICHAEL D. THOMPSON	1,167.90
10/29/2017	801456	THOMAS W. TODD, JR.	3,546.72
		TOTAL PAYROLL	36,996.64
		TOTAL DISBURSEMENTS FOR OCTOBER, 2017	<u>1,203,375.74</u>

SAN GORGONIO PASS WATER AGENCY  
New Vendors List  
November, 2017

Vendor - Name and Address	Expenditure Type
NICE-inContact name change from inContact	long-distance phone
Wheeler Ridge-Maricopa Water Storage District 12109 Highway 166; Bakersfield, CA 93313-9630	consultant
Wells Fargo Elite Credit Card Payment old address: P O Box 6415; Carol Stream, IL 60197-6415 new address: P O Box 77066; Minneapolis, MN 55480-7766	

**SAN GORGONIO PASS WATER AGENCY**

**LEGAL INVOICES  
ACCOUNTS PAYABLE INVOICE LISTING**

VENDOR	INVOICE NBR	COMMENT	<u>AMOUNT</u>
BEST, BEST & KRIEGER	171031	LEGAL SERVICES OCT17	27,424.92

TOTAL PENDING INVOICES FOR OCTOBER 2017 27,424.92

**SAN GORGONIO PASS WATER AGENCY  
BANK RECONCILIATION  
October 31, 2017**

BALANCE PER BANK AT 10/31/2017 - CHECKING ACCOUNT 469,531.01

LESS OUTSTANDING CHECKS

CHECK NUMBER	AMOUNT	CHECK NUMBER	AMOUNT
118579	290.23	118643	405.00
118635	1846.00	118644	260.43
118640	325.00	118649	441.32
118641	221,032.00		

<u>223,493.23</u>	1,106.75
-------------------	----------

TOTAL OUTSTANDING CHECKS (224,599.98)

BALANCE PER GENERAL LEDGER 244,931.03

BALANCE PER GENERAL LEDGER AT 09/30/2017 3,102,157.66

CASH RECEIPTS FOR OCTOBER 1,846,162.46

CASH DISBURSEMENTS FOR OCTOBER

ACCOUNTS PAYABLE - CHECK HISTORY REPORT (1,166,379.10)


NET PAYROLL FOR OCTOBER (36,996.64) (1,203,375.74)

BANK CHARGES (13.35)

TRANSFER TO LAIF (3,500,000.00)

BALANCE PER GENERAL LEDGER AT 10/31/2017 244,931.03

REPORT PREPARED BY:

  
 \_\_\_\_\_  
 Cheryl M. Stiff

**SAN GORGONIO PASS WATER AGENCY  
DEPOSIT RECAP  
FOR THE MONTH OF OCTOBER 2017**

DATE	RECEIVED FROM	DESCRIPTION	AMOUNT	TOTAL DEPOSIT AMOUNT
<b>DEPOSIT TO CHECKING ACCOUNT</b>				
10/13/17	Los Angeles Engineering	Fiesta Recharge Plans	15.00	
10/13/17	Norstar Plumbing & Eng.	Fiesta Recharge Plans	50.00	
10/13/17	Spiess Construction Co. Inc	Fiesta Recharge Plans	15.00	
10/13/17	Elser Constructors, Inc.	Fiesta Recharge Plans	25.00	
10/13/17	Pro-Craft Construction, Inc.	Fiesta Recharge Plans	15.00	
10/13/17	Environmental Construction	Fiesta Recharge Plans	15.00	
10/13/17	Cora Constructors, Inc.	Fiesta Recharge Plans	15.00	150.00
10/16/17	BCVWD	WATER SALES	389,276.00	389,276.00
10/16/17	CITY OF BANNING	WATER SALES	50,403.00	50,403.00
10/24/17	YVWD	WATER SALES	29,351.91	
10/24/17	Norstar Plumbing & Eng.	Fiesta Recharge Plans	15.00	29,366.91
10/26/17	STATE OF CALIF/DWR	BOND COVER REFUND	1,269,677.00	
10/26/17	STATE OF CALIF/DWR	BOND COVER REFUND	97,760.00	
10/26/17	STATE OF CALIF/DWR	BOND COVER REFUND	4,949.00	1,372,386.00
10/26/17	TVI	CD - BOND INTEREST	4,580.55	4,580.55
TOTAL FOR OCTOBER 2017			1,846,162.46	1,846,162.46

**SAN GORGONIO PASS WATER AGENCY**

**BUDGET REPORT FY 2017-18**

**BUDGET VS. REVISED BUDGET VS. ACTUAL**

**FOR THE FOUR MONTHS ENDING ON OCTOBER 31, 2017**

FOR THE FISCAL YEAR JULY 1, 2017 - JUNE 30, 2018					
	ADOPTED BUDGET	REVISIONS TO BUDGET	TOTAL REVISED BUDGET	ACTUAL YTD	REMAINING PERCENT OF BUDGET
<b>GENERAL FUND - INCOME</b>				Comparison:	67%
<b>INCOME</b>					
WATER SALES	5,500,000		5,500,000	1,598,444.54	70.94%
TAX REVENUE	2,350,000		2,350,000	192,348.83	91.81%
INTEREST	110,000		110,000	43,559.07	60.40%
DESIGNATED REVENUES	0		0	0.00	0.00%
OTHER (REIMBURSEMENTS, TRANSFERS)	456,000		456,000	129,536.89	71.59%
<b>TOTAL GENERAL FUND INCOME</b>	<b>8,416,000</b>	<b>0</b>	<b>8,416,000</b>	<b>1,963,889.33</b>	<b>76.66%</b>
<b>GENERAL FUND - EXPENSES</b>					
<b>COMMODITY PURCHASE</b>					
COMMODITY PURCHASE	6,230,000		6,230,000	1,087,924.15	82.54%
<b>TOTAL COMMODITY PURCHASE</b>	<b>6,230,000</b>	<b>0</b>	<b>6,230,000</b>	<b>1,087,924.15</b>	<b>82.54%</b>
<b>SALARIES AND EMPLOYEE BENEFITS</b>					
SALARIES	454,000		454,000	151,244.49	66.69%
PAYROLL TAXES	38,000		38,000	12,161.11	68.00%
RETIREMENT	123,000		123,000	56,065.62	54.42%
OTHER POST-EMPLOYMENT BENEFITS (OPEB)	25,000		25,000	9,333.30	62.67%
HEALTH INSURANCE	61,000		61,000	24,763.70	59.40%
DENTAL INSURANCE	4,500		4,500	1,787.60	60.28%
LIFE INSURANCE	1,300		1,300	547.59	57.88%
DISABILITY INSURANCE	4,700		4,700	1,572.93	66.53%
WORKERS COMP INSURANCE	3,400		3,400	873.36	74.31%
SGPWA STAFF MISC. MEDICAL	10,000		10,000	3,400.65	65.99%
EMPLOYEE EDUCATION	1,000		1,000	299.00	70.10%
<b>TOTAL SALARIES AND EMPLOYEE BENEFITS</b>	<b>725,900</b>	<b>0</b>	<b>725,900</b>	<b>262,049.35</b>	<b>63.90%</b>



**SAN GORGONIO PASS WATER AGENCY**  
**BUDGET REPORT FY 2017-18**  
**BUDGET VS. REVISED BUDGET VS. ACTUAL**  
**FOR THE FOUR MONTHS ENDING ON OCTOBER 31, 2017**

	FOR THE FISCAL YEAR JULY 1, 2017 - JUNE 30, 2018				
	ADOPTED BUDGET	REVISIONS TO BUDGET	TOTAL REVISED BUDGET	ACTUAL YTD	REMAINING PERCENT OF BUDGET
<b>GENERAL FUND - EXPENSES</b>				Comparison:	67%
<b>ADMINISTRATIVE &amp; PROFESSIONAL</b>					
DIRECTOR EXPENDITURES					
DIRECTORS FEES	108,000		108,000	28,072.30	74.01%
DIRECTORS TRAVEL & EDUCATION	15,000		15,000	1,873.00	87.51%
DIRECTORS MISC. MEDICAL	23,000		23,000	5,330.09	76.83%
OFFICE EXPENDITURES					
OFFICE EXPENSE	24,000		24,000	2,068.94	91.38%
POSTAGE	650		650	400.00	38.46%
TELEPHONE	11,000		11,000	3,575.67	67.49%
UTILITIES	5,000		5,000	1,282.93	74.34%
SERVICE EXPENDITURES					
COMPUTER, WEB SITE AND PHONE SUPPORT	10,000		10,000	1,339.98	86.60%
GENERAL MANAGER & STAFF TRAVEL	22,000		22,000	6,975.19	68.29%
INSURANCE & BONDS	23,000		23,000	20,968.00	8.83%
ACCOUNTING & AUDITING	21,000		21,000	20,600.00	1.90%
STATE WATER CONTRACT AUDIT	5,500		5,500	4,643.00	15.58%
DUES & ASSESSMENTS	31,500		31,500	18,892.00	40.03%
OUTSIDE PROFESSIONAL SERVICES	2,000		2,000	1,850.00	7.50%
BANK CHARGES	1,500		1,500	131.20	91.25%
MISCELLANEOUS EXPENSES	500		500	0.00	100.00%
MAINTENANCE & EQUIPMENT EXPENDITURES					
TOOLS PURCHASE & MAINTENANCE	1,000		1,000	0.00	100.00%
VEHICLE REPAIR & MAINTENANCE	7,000		7,000	2,388.95	65.87%
MAINTENANCE & REPAIRS - BUILDING	15,000		15,000	3,842.22	74.39%
MAINTENANCE & REPAIRS - FIELD	4,500		4,500	71.25	98.42%
CONTRACT OPERATIONS AND MAINTENANCE	150,000		150,000	25,011.35	83.33%
COUNTY EXPENDITURES					
LAFCO COST SHARE	5,000		5,000	5,368.12	-7.36%
ELECTION EXPENSE	0		0	0.00	0.00%
TAX COLLECTION CHARGES	10,500		10,500	500.02	95.24%
<b>TOTAL ADMINISTRATIVE &amp; PROFESSIONAL</b>	<b>496,650</b>	<b>0</b>	<b>496,650</b>	<b>155,184.21</b>	<b>68.75%</b>

**SAN GORGONIO PASS WATER AGENCY**  
**BUDGET REPORT FY 2017-18**  
**BUDGET VS. REVISED BUDGET VS. ACTUAL**  
**FOR THE FOUR MONTHS ENDING ON OCTOBER 31, 2017**

	FOR THE FISCAL YEAR JULY 1, 2017 - JUNE 30, 2018				
	ADOPTED BUDGET	REVISIONS TO BUDGET	TOTAL REVISED BUDGET	ACTUAL YTD	REMAINING PERCENT OF BUDGET
<b>GENERAL FUND - EXPENSES</b>				Comparison:	67%
<b>GENERAL ENGINEERING</b>					
GRANT WRITER	10,000		10,000	0.00	100.00%
<b>NEW WATER</b>					
PROGRAMATIC EIR	50,000		50,000	0.00	100.00%
UPDATED STUDY ON AVAILABLE SOURCES	5,000		5,000	14,830.06	-196.60%
SGMA SUPPORT	10,000		10,000	0.00	100.00%
<b>STUDIES</b>					
USGS	100,000		100,000	32,502.79	67.50%
WATER RATE NEXUS STUDY	40,000		40,000	0.00	100.00%
WATER RATE FINANCIAL MODELING	20,000		20,000	5,787.50	71.06%
WATER FACILITY FEE NEXUS STUDY UPDATE	10,000		10,000	0.00	100.00%
WATER SCHEDULING RATE STUDY	20,000		20,000	0.00	100.00%
<b>OTHER PROJECTS</b>					
BASIN MONITORING TASK FORCE	22,000		22,000	14,019.00	36.28%
GENERAL AGENCY - CEQA AND GIS SERVICES	15,000		15,000	7,481.57	50.12%
<b>TOTAL GENERAL ENGINEERING</b>	302,000	0	302,000	74,620.92	75.29%
<b>LEGAL SERVICES</b>					
LEGAL SERVICES - GENERAL	200,000		200,000	70,767.56	64.62%
<b>TOTAL LEGAL SERVICES</b>	200,000	0	200,000	70,767.56	64.62%
<b>CONSERVATION &amp; EDUCATION</b>					
SCHOOL EDUCATION PROGRAMS	14,000		14,000	3,250.00	76.79%
ADULT EDUCATION PROGRAMS	5,000		5,000	0.00	100.00%
OTHER CONSERVATION, EDUCATION AND P. R.	35,000		35,000	0.00	100.00%
<b>TOTAL CONSERVATION &amp; EDUCATION</b>	54,000	0	54,000	3,250.00	93.98%

**SAN GORGONIO PASS WATER AGENCY**  
**BUDGET REPORT FY 2017-18**  
**BUDGET VS. REVISED BUDGET VS. ACTUAL**  
**FOR THE FOUR MONTHS ENDING ON OCTOBER 31, 2017**

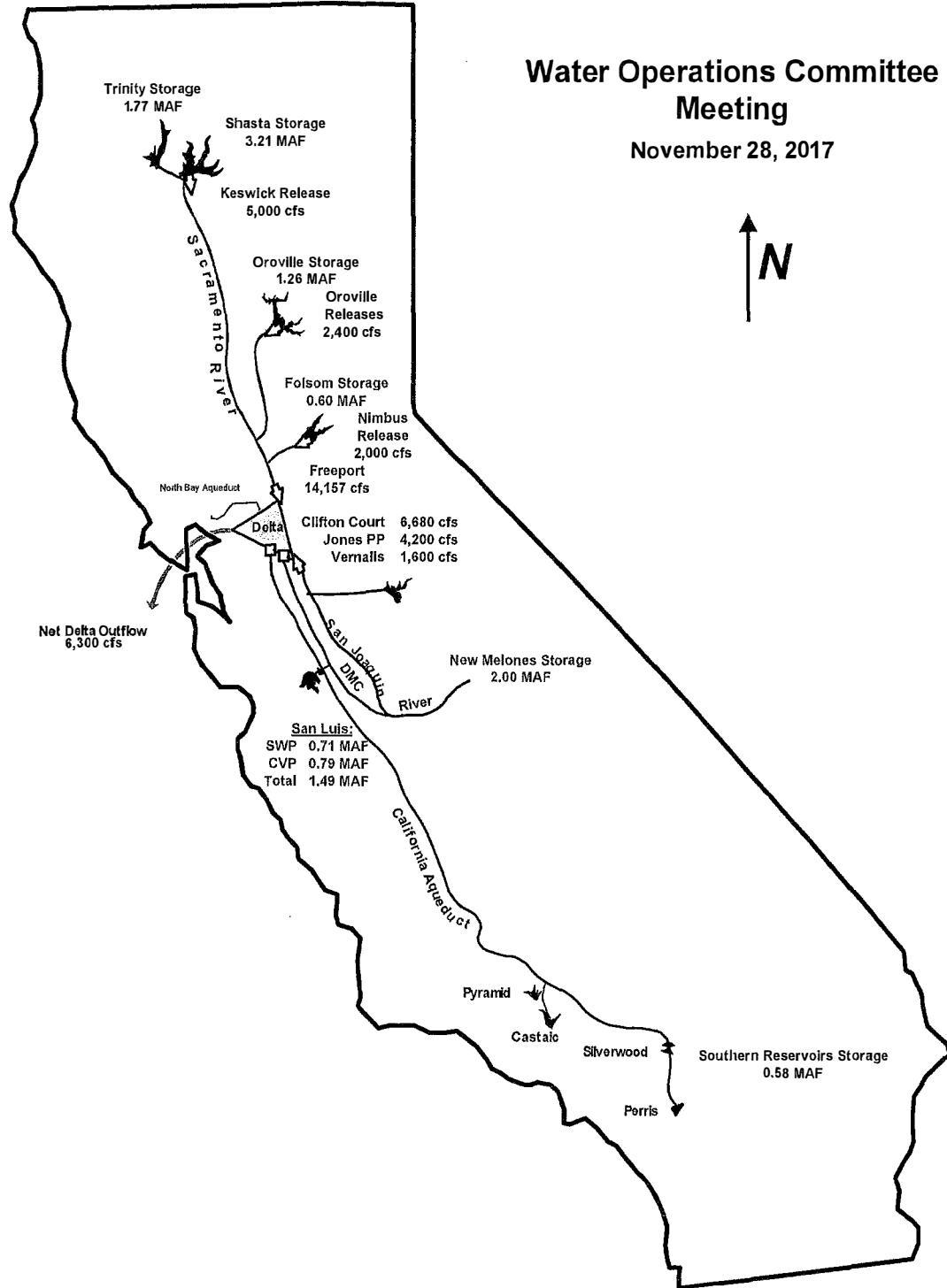
	FOR THE FISCAL YEAR JULY 1, 2017 - JUNE 30, 2018				
	ADOPTED BUDGET	REVISIONS TO BUDGET	TOTAL REVISED BUDGET	ACTUAL YTD	REMAINING PERCENT OF BUDGET
<b>GENERAL FUND - EXPENSES</b>				Comparison:	67%
<b>GENERAL FUND CAPITAL EXPENDITURES</b>					
<b>BUILDING &amp; EQUIPMENT</b>					
BUILDING	10,000		10,000	0.00	100.00%
FURNITURE & OFFICE EQUIPMENT	10,000		10,000	0.00	100.00%
OTHER EQUIPMENT	0		0	0.00	0.00%
TRANSPORTATION EQUIPMENT	37,000		37,000	33,666.21	9.01%
<b>FIESTA RECHARGE FACILITY</b>					
POST DESIGN	250,000		250,000	0.00	100.00%
CONSTRUCTION	2,500,000		2,500,000	39,849.37	98.41%
FINANCING	120,000		120,000	0.00	100.00%
LANDSCAPING	15,000		15,000	0.00	100.00%
LANDSCAPING/POWER/WATER	0		0	0.00	0.00%
BUNKER HILL CONJUNCTIVE USE PROJECT	0		0	0.00	0.00%
<b>BCVWD TURNOUT EXPANSION</b>					
DESIGN	35,000		35,000	0.00	100.00%
CONSTRUCTION	162,000		162,000	0.00	100.00%
POST DESIGN	30,000		30,000	0.00	100.00%
SITES RESERVOIR	270,000		270,000	0.00	100.00%
<b>TOTAL GENERAL FUND CAPITAL EXPENDITURES</b>	<b>3,439,000</b>	<b>0</b>	<b>3,439,000</b>	<b>73,515.58</b>	<b>97.86%</b>
<b>TRANSFERS TO OTHER FUNDS</b>	<b>0</b>		<b>0</b>	<b>0.00</b>	
<b>TOTAL GENERAL FUND EXPENSES</b>	<b>11,447,550</b>	<b>0</b>	<b>11,447,550</b>	<b>1,727,311.77</b>	<b>84.91%</b>
<b>WITHDRAWALS FROM RESERVES</b>	<b>3,155,000</b>		<b>3,155,000</b>		
<b>TOTAL TRANSFERS FROM RESERVES</b>	<b>3,155,000</b>	<b>0</b>	<b>3,155,000</b>	<b>0.00</b>	
<b>GENERAL FUND NET INCOME YEAR TO DATE</b>	<b>123,450</b>	<b>0</b>	<b>123,450</b>	<b>236,577.56</b>	

**SAN GORGONIO PASS WATER AGENCY  
BUDGET REPORT FY 2017-18  
BUDGET VS. REVISED BUDGET VS. ACTUAL  
FOR THE FOUR MONTHS ENDING ON OCTOBER 31, 2017**

	FOR THE FISCAL YEAR JULY 1, 2017 - JUNE 30, 2018				
	ADOPTED BUDGET	REVISIONS TO BUDGET	TOTAL REVISED BUDGET	ACTUAL YTD	REMAINING PERCENT OF BUDGET
<b>DEBT SERVICE FUND - INCOME</b>				Comparison:	67%
<b>INCOME</b>					
TAX REVENUE	21,053,359		21,053,359	1,217,491.52	94.22%
INTEREST	300,000		300,000	125,928.09	58.02%
GRANTS	0		0	0.00	0.00%
DWR CREDITS - BOND COVER, OTHER	2,827,882		2,827,882	1,410,109.66	50.14%
<b>TOTAL DEBT SERVICE FUND INCOME</b>	<b>24,181,241</b>	<b>0</b>	<b>24,181,241</b>	<b>2,753,529.27</b>	<b>88.61%</b>
<b>DEBT SERVICE FUND - EXPENSES</b>					
<b>EXPENSES</b>					
EMPLOYEES SALARIES	54,000		54,000	18,564.49	65.62%
EMPLOYEES ROLL TAXES	4,100		4,100	1,420.11	65.36%
BENEFITS	29,000		29,000	12,915.66	55.46%
SWC CONTRACTOR DUES	42,000		42,000	41,154.00	2.01%
STATE WATER CONTRACT PAYMENTS	17,563,554		17,563,554	10,863,253.00	38.15%
PURCHASED WATER	0		0	356.61	0.00%
STATE WATER PROJECT LEGAL SERVICES	0		0	185.04	0.00%
USGS	0		0	0.00	0.00%
CONTRACT OPERATIONS AND MAINTENANCE	180,000		180,000	25,011.35	86.10%
SWP ENGINEERING	75,000		75,000	34,339.95	54.21%
DEBT SERVICE UTILITIES	10,000		10,000	3,467.43	65.22%
TAX COLLECTION CHARGES	76,000		76,000	2,833.47	96.27%
<b>TOTAL DEBT SERVICE FUND EXPENSES</b>	<b>18,033,654</b>	<b>0</b>	<b>18,033,654</b>	<b>11,003,501.11</b>	<b>38.98%</b>
<b>TRANSFERS FROM RESERVES</b>			0	0.00	
<b>DEBT SERVICE NET INCOME YEAR TO DATE</b>	<b>6,147,587</b>	<b>0</b>	<b>6,147,587</b>	<b>-8,249,971.84</b>	

# Water Operations Committee Meeting

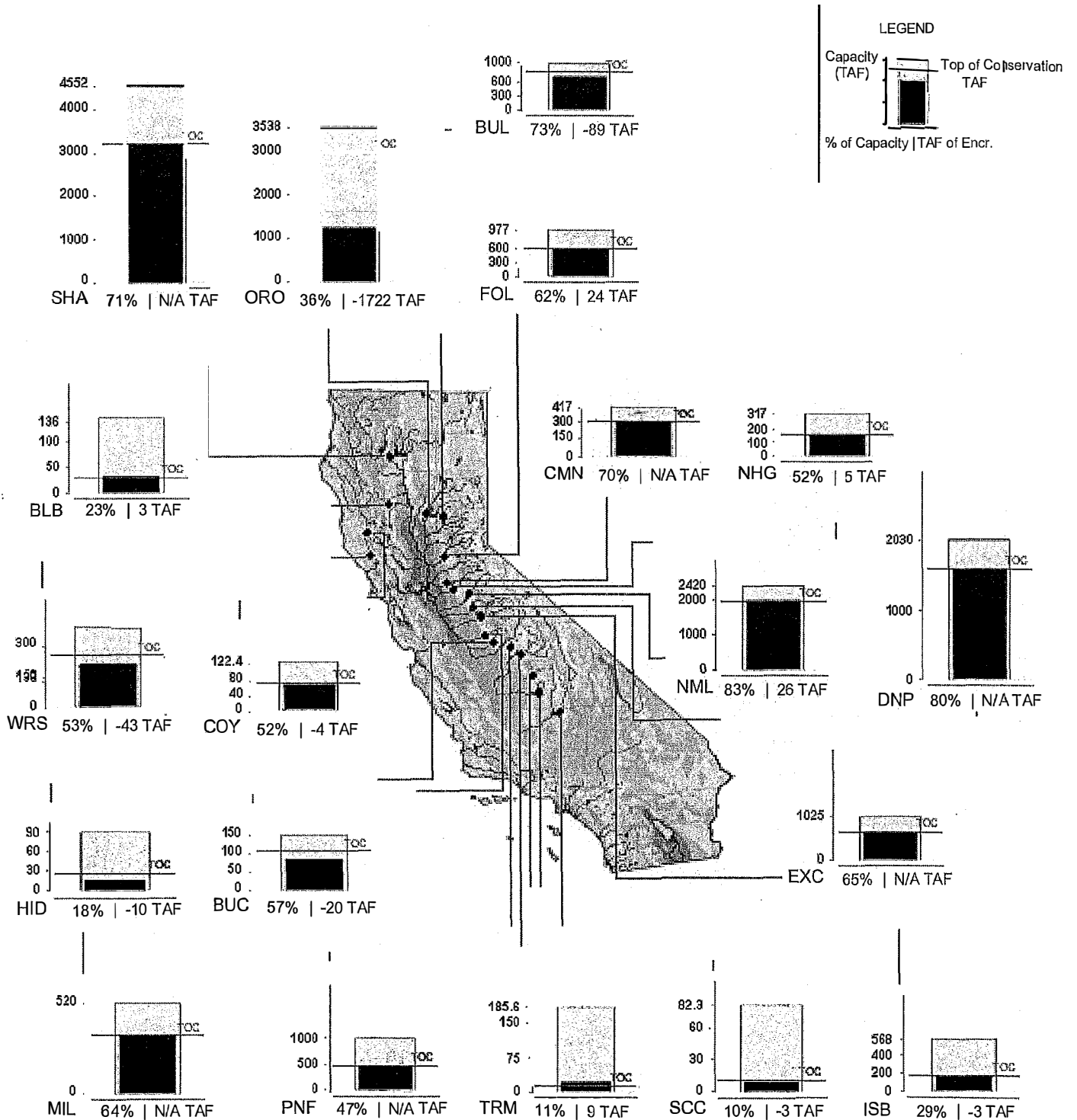
November 28, 2017



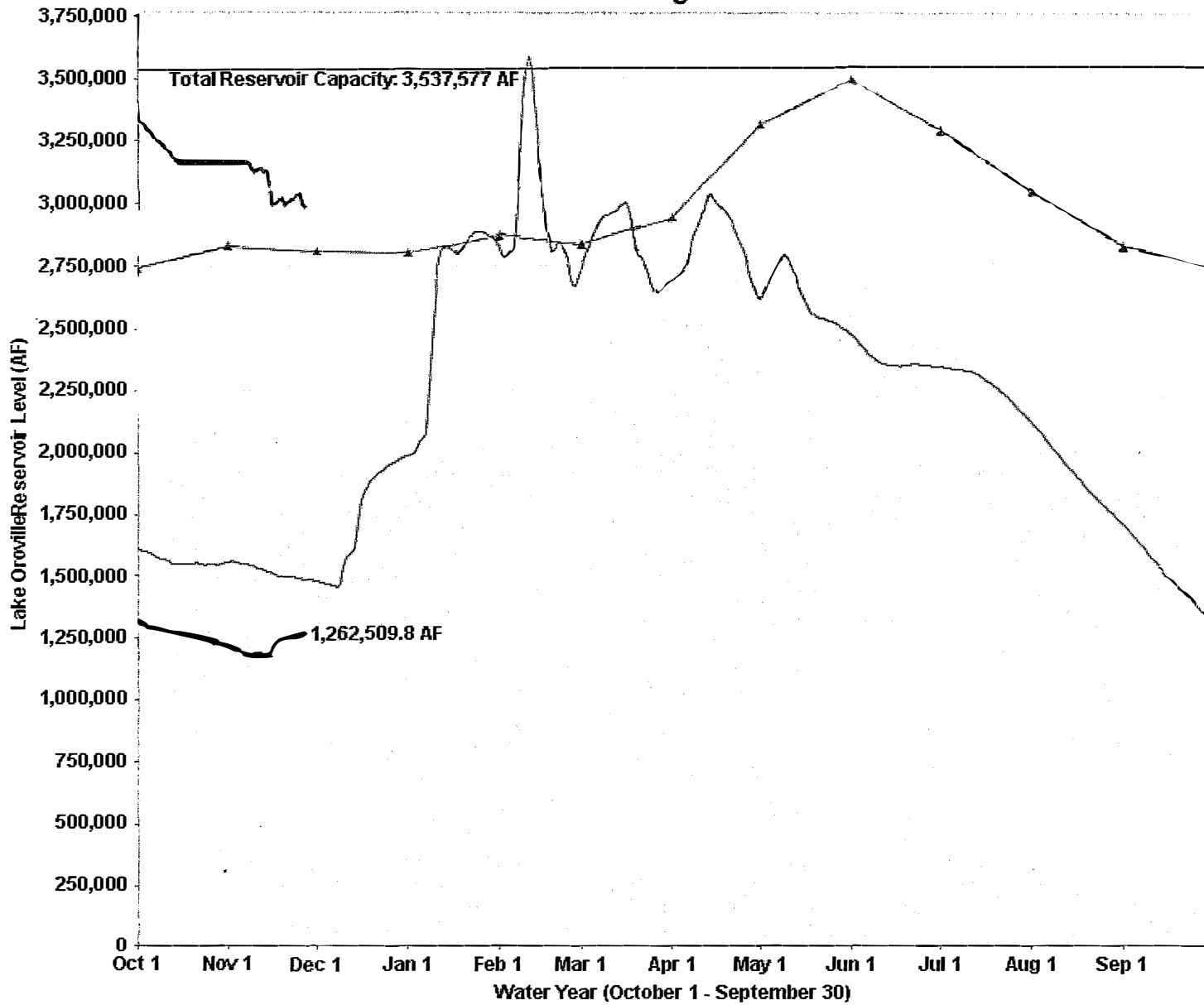


# Reservoir Conditions

TOP OF CONSERVATION CONDITIONS CENTRAL VALLEY RUSSIAN RIVER FLOOD CONTROL RESERVOIRS Ending At Midnight: November 27, 2017

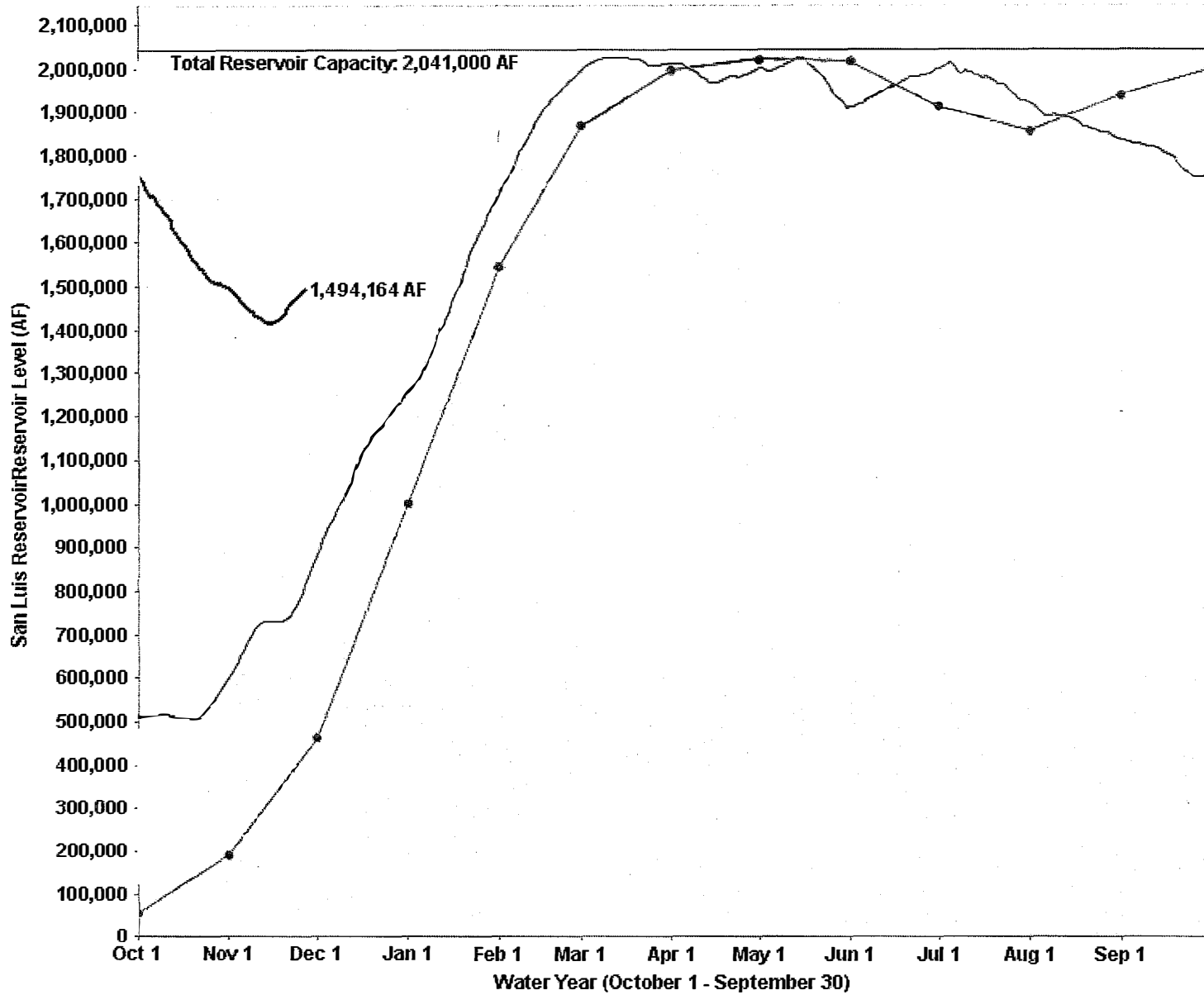


### Lake Oroville Storage Levels



Historical Average — Total Reservoir Capacity — TOC \* 1982-1983 (wet) — 2016-2017 — 2017-2018(current)

### San Luis Reservoir Storage Levels



Historical Average — Total Reservoir Capacity — 1982-1983 (wet) — 2016-2017 — 2017-2018(current)



**Allocation Analysis for 2018 (TAF)**  
**WY 2018 based on Historical Hydrology Forecast**

	2017	2018										Total (MAF)	Possible Table A %	
	Dec	Jan	Feb	Mar	Apr	May	Jun	Jul	Aug	Sep	Oct			Nov
<b>25% Exceedence Moderate OMR</b>		<b>W</b>			<b>SRI = 23.8</b>		<b>SVI = 12.1</b>		<b>Possible 2018 Table A Delivery = 1.551</b>					<b>37%</b>
Oroville EOM Storage	1428	1678	1922	2192	2549	2396	2349	1964	1583	1306	1098	969	900	
Feather R. release (avg. cfs)	4390	5190	8190	7080	6100	11770	4550	6960	6940	6590	3090	1340	1330	-
SWP Banks PP exports	272	231	240	159	41	41	85	266	276	246	67	125	115	1.891
<i>Potential South of Delta Art. 21 Water Avail.</i>	0	0	0	0	0	0	0	0	0	0	0	0	0	0.000
SWP San Luis EOM Storage	725	800	907	900	792	637	524	571	653	764	671	660	671	-
SWP Contractor Deliveries	235	120	114	146	122	162	184	203	180	122	157	146	112	1.769
<b>60% Exceedence D1641</b>		<b>W</b>			<b>SRI = 16.0</b>		<b>SVI = 9.6</b>		<b>Possible 2018 Table A Delivery = 1.606</b>					<b>38%</b>
Oroville EOM Storage	1428	1602	1922	2192	2549	2349	2137	1811	1521	1306	1098	969	900	
Feather R. release (avg. cfs)	4390	1760	3010	3370	2150	7550	4600	4440	4440	4450	3090	1340	1330	-
SWP Banks PP exports	432	334	135	167	153	41	151	169	151	146	67	126	145	1.784
<i>Potential South of Delta Art. 21 Water Avail.</i>	0	120	290	260	240	0	0	0	0	0	0	0	0	0.10.910
SWP San Luis EOM Storage	885	1062	1062	1062	1062	903	849	791	742	749	651	635	671	-
SWP Contractor Deliveries	235	121	116	148	125	167	190	211	187	126	163	151	116	1.823
<b>50% Exceedence Most OMR</b>		<b>W</b>			<b>SRI = 16.0</b>		<b>SVI = 9.6</b>		<b>Possible 2018 Table A Delivery = 0.740</b>					<b>18%</b>
Oroville EOM Storage	1428	1602	1922	2192	2549	2349	2137	1811	1521	1303	1098	969	900	
Feather R. release (avg. cfs)	4390	1760	3010	3370	2150	7550	4600	4440	4440	4500	3040	1340	1330	-
SWP Banks PP exports	272	64	72	66	41	41	39	169	151	148	63	125	115	1.095
<i>Potential South of Delta Art. 21 Water Avail.</i>	0	0	0	0	0	0	0	0	0	0	0	0	0	0.000
SWP San Luis EOM Storage	725	645	606	537	477	399	331	392	449	527	521	595	671	-
SWP Contractor Deliveries	235	107	92	115	73	85	90	88	78	55	67	61	46	0.958
<b>60% Exceedence Moderate OMR</b>		<b>W</b>			<b>SRI = 16.0</b>		<b>SVI = 9.6</b>		<b>Possible 2018 Table A Delivery = 1.047</b>					<b>25%</b>
Oroville EOM Storage	1428	1602	1922	2192	2549	2349	2137	1811	1521	1304	1098	969	900	
Feather R. release (avg. cfs)	4390	1760	3010	3370	2150	7550	4600	4440	4440	4490	3060	1340	1330	-
SWP Banks PP exports	272	184	188	97	41	41	72	169	151	148	65	125	115	1.395
<i>Potential South of Delta Art. 21 Water Avail.</i>	0	0	0	0	0	0	0	0	0	0	0	0	0	0.000
SWP San Luis EOM Storage	725	761	829	780	702	595	525	544	563	617	578	620	671	-
SWP Contractor Deliveries	235	112	100	127	92	114	126	132	116	80	101	93	71	1.264
<b>50% Exceedence Least OMR</b>		<b>W</b>			<b>SRI = 16.0</b>		<b>SVI = 9.6</b>		<b>Possible 2018 Table A Delivery = 1.442</b>					<b>35%</b>
Oroville EOM Storage	1428	1602	1922	2192	2549	2349	2137	1811	1521	1306	1103	974	905	
Feather R. release (avg. cfs)	4390	1760	3010	3370	2150	7550	4600	4440	4440	4450	3010	1340	1330	-
SWP Banks PP exports	272	285	279	219	41	41	151	169	151	146	62	125	115	1.784
<i>Potential South of Delta Art. 21 Water Avail.</i>	0	0	0	80	0	0	0	0	0	0	0	0	0	0.000
SWP San Luis EOM Storage	725	855	1004	1062	960	816	781	746	716	736	651	652	671	-
SWP Contractor Deliveries	235	119	111	142	116	152	171	188	166	113	145	134	103	1.660
<b>75% Exceedence Moderate OMR</b>		<b>AN</b>			<b>SRI = 11.4</b>		<b>SVI = 8.2</b>		<b>Possible 2018 Table A Delivery = 0.722</b>					<b>17%</b>
Oroville EOM Storage	1149	1235	1466	1792	2026	2052	1900	1649	1436	1303	1202	1074	1005	
Feather R. release (avg. cfs)	2780	1510	1510	1510	2000	2710	3080	3200	3200	3110	1330	1330	1330	-
SWP Banks PP exports	246	200	170	85	41	41	41	53	95	113	37	118	110	1.102
<i>Potential South of Delta Art. 21 Water Avail.</i>	0	0	0	0	0	0	0	0	0	0	0	0	0	0.000
SWP San Luis EOM Storage	699	745	794	741	677	607	544	493	496	547	524	598	671	-
SWP Contractor Deliveries	235	107	91	115	72	83	88	86	75	53	65	59	44	0.939
<b>90% Exceedence D1641</b>		<b>BN</b>			<b>SRI = 8.9</b>		<b>SVI = 7.3</b>		<b>Possible 2018 Table A Delivery = 0.923</b>					<b>22%</b>
Oroville EOM Storage	1149	1192	1326	1543	1663	1603	1454	1239	1158	1150	1050	921	852	
Feather R. release (avg. cfs)	2780	1510	1510	1510	1780	1580	2270	2230	860	830	1330	1340	1330	-
SWP Banks PP exports	345	421	126	145	17	16	15	17	17	53	69	159	146	1.201
<i>Potential South of Delta Art. 21 Water Avail.</i>	0	20	70	140	0	0	0	0	0	0	0	0	0	0.230
SWP San Luis EOM Storage	798	1062	1062	1062	961	848	736	622	523	497	484	579	671	-
SWP Contractor Deliveries	235	110	97	122	84	103	111	114	101	70	88	80	61	1.140
<b>90% Exceedence Most OMR</b>		<b>BN</b>			<b>SRI = 8.9</b>		<b>SVI = 7.3</b>		<b>Possible 2018 Table A Delivery = 0.269</b>					<b>6%</b>
Oroville EOM Storage	1149	1192	1326	1543	1663	1603	1454	1239	1158	1150	1050	921	852	
Feather R. release (avg. cfs)	2780	1510	1510	1510	1780	1580	2270	2230	860	830	1330	1340	1330	-
SWP Banks PP exports	246	59	57	58	17	16	15	17	17	53	69	159	111	0.648
<i>Potential South of Delta Art. 21 Water Avail.</i>	0	0	0	0	0	0	0	0	0	0	0	0	0	0.000
SWP San Luis EOM Storage	699	612	561	498	437	386	350	326	308	336	396	560	671	-
SWP Contractor Deliveries	235	99	79	97	44	39	35	20	17	15	14	11	7	0.476
<b>90% Exceedence Moderate OMR</b>		<b>BN</b>			<b>SRI = 8.9</b>		<b>SVI = 7.3</b>		<b>Possible 2018 Table A Delivery = 0.527</b>					<b>13%</b>
Oroville EOM Storage	1149	1192	1326	1543	1663	1603	1454	1239	1158	1150	1050	921	852	
Feather R. release (avg. cfs)	2780	1510	1510	1510	1780	1580	2270	2230	860	830	1330	1340	1330	-
SWP Banks PP exports	246	197	157	83	17	16	15	17	17	53	69	159	111	0.911
<i>Potential South of Delta Art. 21 Water Avail.</i>	0	0	0	0	0	0	0	0	0	0	0	0	0	0.000
SWP San Luis EOM Storage	699	745	787	739	663	586	520	459	409	415	446	582	671	-
SWP Contractor Deliveries	235	104	86	107	60	65	66	58	51	37	44	39	28	0.745
<b>90% Exceedence Least OMR</b>		<b>BN</b>			<b>SRI = 8.9</b>		<b>SVI = 7.3</b>		<b>Possible 2018 Table A Delivery = 0.878</b>					<b>21%</b>
Oroville EOM Storage	1149	1192	1326	1543	1663	1603	1454	1239	1158	1150	1050	921	852	
Feather R. release (avg. cfs)	2780	1510	1510	1510	1780	1580	2270	2230	860	830	1330	1340	1330	-
SWP Banks PP exports	246	298	199	284	17	16	15	17	17	53	69	159	111	1.255
<i>Potential South of Delta Art. 21 Water Avail.</i>	0	0	0	0	0	0	0	0	0	0	0	0	0	0.000
SWP San Luis EOM Storage	699	841	915	1056	958	848	742	634	540	519	510	610	671	-
SWP Contractor Deliveries	235	109	96	121	81	98	106	108	95	66	83	76	57	1.095

**NOTICE TO STATE WATER PROJECT CONTRACTORS****Date:** NOV 29 2017**Number:** 17-10**Subject:** 2018 State Water Project Initial Allocation – 15 Percent**From:**

A handwritten signature in black ink, appearing to read "Joel Ledesma", is written over a horizontal line.

**Joel Ledesma**  
**Deputy Director, State Water Project**  
Department of Water Resources

The Department of Water Resources (DWR) is initially approving 631,115 acre-feet (AF) of Table A water for the long-term State Water Project (SWP) contractors in 2018. SWP supplies are projected to meet 15 percent of most SWP contractors' requests for Table A water, which totals 4,172,786 AF. Attached is the initial 2018 SWP allocation table.

This initial allocation is made consistent with the long-term water supply contracts and public policy. DWR's approval considered several factors including existing storage in SWP conservation reservoirs, SWP operational regulatory constraints, and the 2018 contractor demands. DWR may revise the initial and subsequent allocations if warranted by the year's developing hydrologic and water supply conditions.

DWR will use the current long-term SWP contractors' 15 percent schedules that they submitted in October 2017 as part of their initial request, unless contractors submit updated schedules. DWR will send the approved monthly water delivery schedules to the long-term SWP contractors.

If you have any questions or need additional information, please contact Pedro Villalobos, Chief, State Water Project Analysis Office, at (916) 653-4313.

Attachment

2018 STATE WATER PROJECT ALLOCATION  
(ACRE-FEET)

SWP CONTRACTORS	TABLE A	INITIAL REQUEST	APPROVED ALLOCATION	PERCENT INITIAL REQUEST APPROVED (3)/(2) (4)
	(1)	(2)	(3)	(4)
<b><u>FEATHER RIVER</u></b>				
County of Butte	27,500	27,500	5,000	18%
Plumas County FC&WCD	2,700	2,700	405	15%
City of Yuba City	9,600	9,600	1,920	20%
<b>Subtotal</b>	<b>39,800</b>	<b>39,800</b>	<b>7,325</b>	
<b><u>NORTH BAY</u></b>				
Napa County FC&WCD	29,025	29,025	5,805	20%
Solano County WA	47,756	47,756	9,551	20%
<b>Subtotal</b>	<b>76,781</b>	<b>76,781</b>	<b>15,356</b>	
<b><u>SOUTH BAY</u></b>				
Alameda County FC&WCD, Zone 7	80,619	80,619	12,093	15%
Alameda County WD	42,000	42,000	6,300	15%
Santa Clara Valley WD	100,000	100,000	15,000	15%
<b>Subtotal</b>	<b>222,619</b>	<b>222,619</b>	<b>33,393</b>	
<b><u>SAN JOAQUIN VALLEY</u></b>				
Oak Flat WD	5,700	5,700	855	15%
County of Kings	9,305	9,305	1,396	15%
Dudley Ridge WD	45,350	45,350	6,803	15%
Empire West Side ID	3,000	3,000	450	15%
Kern County WA	982,730	982,730	147,410	15%
Tulare Lake Basin WSD	87,471	87,471	13,121	15%
<b>Subtotal</b>	<b>1,133,556</b>	<b>1,133,556</b>	<b>170,035</b>	
<b><u>CENTRAL COASTAL</u></b>				
San Luis Obispo County FC&WCD	25,000	25,000	3,750	15%
Santa Barbara County FC&WCD	45,486	45,486	6,823	15%
<b>Subtotal</b>	<b>70,486</b>	<b>70,486</b>	<b>10,573</b>	
<b><u>SOUTHERN CALIFORNIA</u></b>				
Antelope Valley-East Kern WA	144,844	144,844	21,727	15%
Castaic Lake WA	95,200	95,200	14,280	15%
Coachella Valley WD	138,350	138,350	20,753	15%
Crestline-Lake Arrowhead WA	5,800	5,800	870	15%
Desert WA	55,750	55,750	8,363	15%
Little Rock Creek ID	2,300	2,300	345	15%
Metropolitan WDSC	1,911,500	1,911,500	286,725	15%
Mojave WA	85,800	85,800	12,870	15%
Palmdale WD	21,300	21,300	3,195	15%
San Bernardino Valley MWD	102,600	102,600	15,390	15%
San Gabriel Valley MWD	28,800	28,800	4,320	15%
San Geronio Pass WA	17,300	17,300	2,595	15%
Ventura County WPD	20,000	20,000	3,000	15%
<b>Subtotal</b>	<b>2,629,544</b>	<b>2,629,544</b>	<b>394,433</b>	
<b>TOTAL</b>	<b>4,172,786</b>	<b>4,172,786</b>	<b>631,115</b>	



# Existing San Gorgonio – Whitewater River Water Conveyance: San Bernardino National Forest Permitting



## Background:

- The **City of Banning** and the **Banning Heights Mutual Water Company (BHMWC)** depend on water from a flume system located partly in the San Bernardino National Forest that has delivered water since at least 1913
- The City and BHMWC own the water rights
- Much of the flume is within a Right of Way granted under the Act of March 3, 1891, granting perpetual property right subject to constitutional protections
- Hydroelectric power was added in 1923, regulated by Federal Energy Regulatory Commission
- In 1998 Southern California Edison elected not to relicense the system, but to repair it for continuing water delivery alone
- All repairs have been reviewed according to NEPA by Federal Energy Regulatory Commission in a Final Environmental Assessment
- When repairs are finished, the City will operate and maintain the system for water delivery only
- The City needs San Bernardino National Forest (SBNF) Special Use Authorization for facilities and activities on National Forest lands
- The City's proposed project would not change existing flow at the stream diversions
- The Federal Energy Regulatory Commission seeks resolution among Forest Service, Southern California Edison, the City, and Banning Heights Mutual Water Company before it issues a license surrender order to SCE

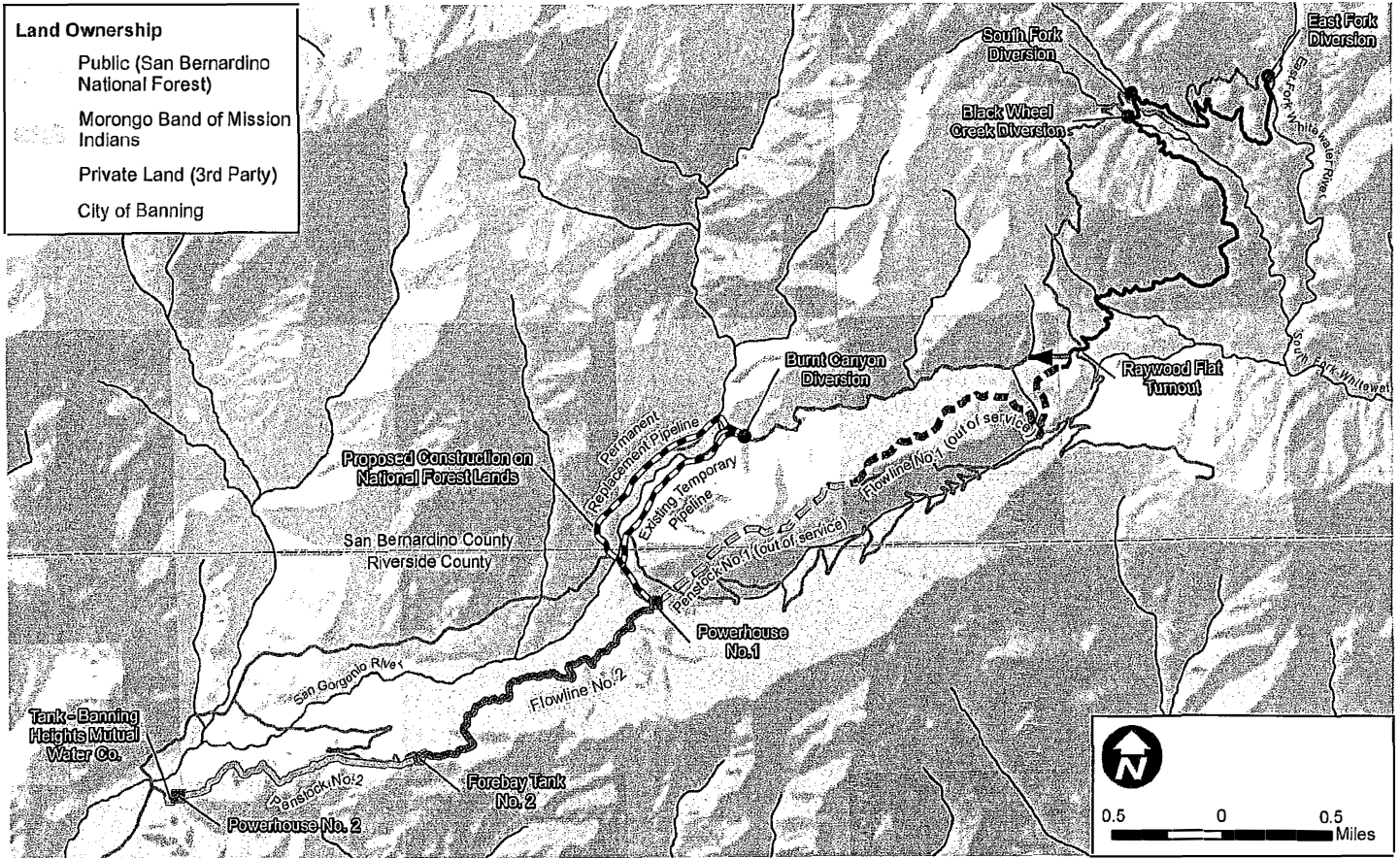
## Where we stand:

- The SBNF has issued a “Cost Share Agreement” to complete its National Environmental Policy Act (NEPA) analysis, requiring the City to pay \$620,000
- The SBNF has indicated that additional “bypass” instream flow will be required for SUP authorization
- The SBNF believes that extensive analysis of stream habitat and flow conditions are needed, to evaluate the flume's effects on the natural stream channel
- The City and BHMWC are willing to discuss instream flows, but we question any conditions that would prioritize forest resources ahead of our rights and our communities' survival
- The City and BHMWC's position is:
  - the proposed cost is excessive
  - much of the field work and analysis are superfluous due to limited project impacts and limited regulatory authority
  - the Forest Service cannot regulate the Right of Way or the stream diversions that have been in operation since 1909

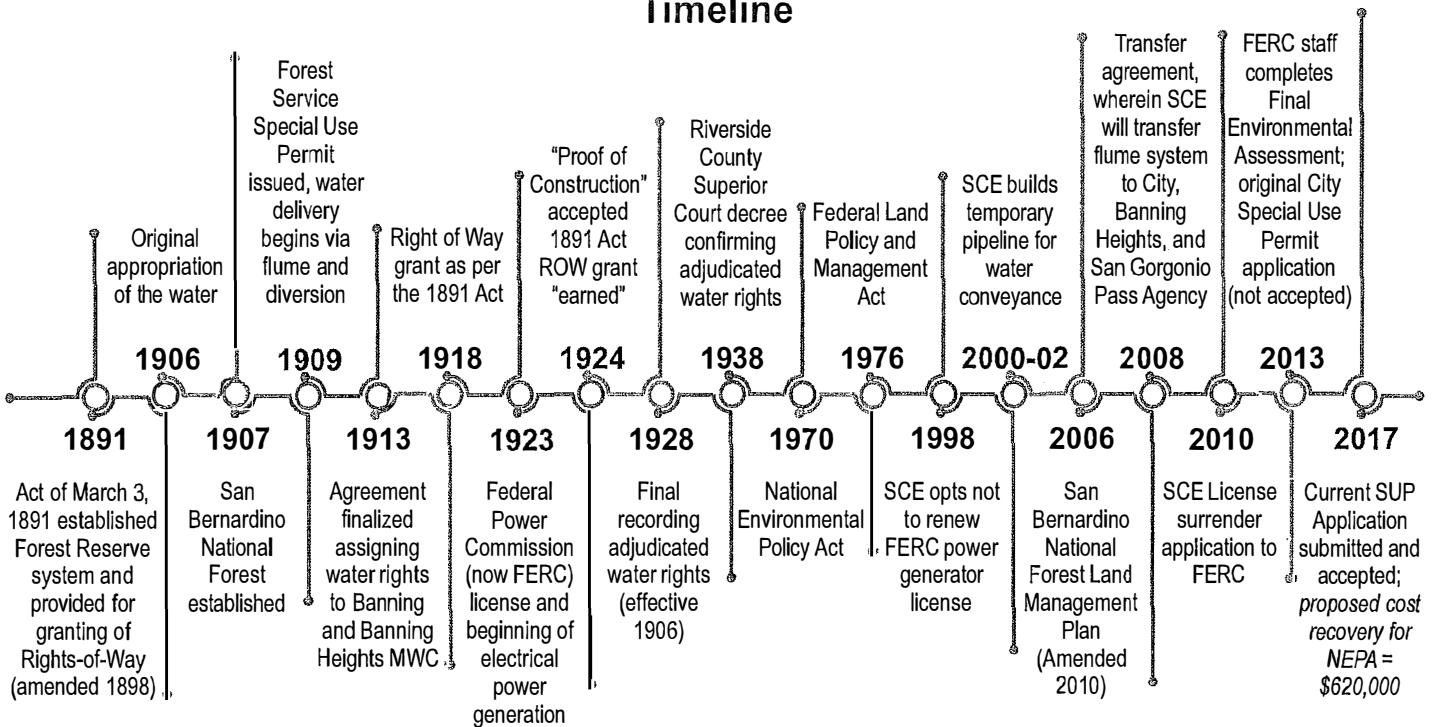
## What we ask:

- We ask for collaborative partnership with the Forest Service to complete the NEPA analysis
- We ask the Forest Service to “right-size” the NEPA analysis, to cover only those topics where it has discretionary authority
- We ask the Forest Service to limit its future Permit Conditions to land use topics within its regulatory authority

# Continued Use of the Existing San Gorgonio-Whitewater River Water Conveyance System



## Timeline



## MEMORANDUM

**TO:** Board of Directors

**FROM:** General Manager

**RE:** Sponsorship of Southern California Water Committee Quarterly Luncheon

**DATE:** December 4, 2017

### **Summary:**

The purpose of this proposed Board action is to determine if the Board wishes to be a co-sponsor of the Southern California Water Committee's quarterly luncheon scheduled for January 19. The SCWC has asked four water agencies in the Inland Empire to be co-sponsors at \$2000 each.

### **Background:**

The Agency is a member of the Southern California Water Committee. The Committee was founded in the wake of the Peripheral Canal defeat in 1982 for the purpose of educating Southern California on issues relating to water, in particular on a through-Delta facility. Specifically, the Committee is a strong supporter of the Cal WaterFix. The Committee membership includes water agencies, counties, private business interests, and labor interests. It holds a quarterly luncheon with a speaker and an annual dinner. These events are held throughout Southern California. The January luncheon will be held in at the Victoria Club in Riverside.

### **Detailed Report:**

At the Water Summit held in the Agency's boardroom on November 17, the Executive Director of the Southern California Water Committee, Charles Wilson, approached staff about the possibility of being a co-sponsor of the January 19 SCWC luncheon, to be held at a golf course in Riverside. He indicated that he was trying to split the burden of sponsorship among four members instead of having one entity sponsor it. The total minimum sponsorship required is \$8000; thus he has asked four water agencies to sponsor at \$2000 each.

The San Bernardino Valley Municipal Water District (Valley District), Western Municipal Water District of Riverside County, (Western), and the Inland Empire Utilities Agency have already agreed to sponsor; their logos are already on the SCWC website for this event.

Staff replied to Mr. Wilson that the Board would consider this request at its December 4 Board meeting. Earlier this year the Board decided to make all decisions regarding sponsorships, no matter how small, and indicated that it would prefer to sponsor only water-related events.

SCWC luncheons are typically well attended and their programs and speakers are typically excellent. Staff (and previous Board members) have attended many of these in the past. Staff has not attended any recent luncheons as their locations have not been conducive to attendance in the middle of the day.

The Water Summit held on November 17 was not only an outstanding event, but also represented an opportunity for the Agency to re-connect with the SCWC. The request to sponsor the event was an indication that the Committee values the Agency's input and participation and a recognition that the Agency's name associated with the event would be beneficial to the Committee. In addition, the Agency maintains its longstanding membership in the Committee.

**Fiscal Impact:**

Funds for the sponsorship would come from the "other conservation, education, and public relations" portion of the general fund budget. This line item includes \$35,000, of which none has been expended to date.

**Recommendation:**

Staff believes that a sponsorship of this event would raise the Agency's profile not only in the region but in all of Southern California (one of the objectives of the current strategic plan) and, since such sponsorships are envisioned in the budget, would not cause any financial hardship for the Agency. However, staff is not making a recommendation in light of the Board's direction to be the decision-maker for all sponsorships.

Jeff Davis

**From:** Southern California Water Committee <info=socalwater.org@mail85.wdc01.mcdlv.net>  
on behalf of Southern California Water Committee <info@socalwater.org>  
**Sent:** Monday, November 27, 2017 11:04 AM  
**To:** Jeff Davis  
**Subject:** SAVE THE DATE: January 19 - SCWC Quarterly Luncheon



Quarterly Luncheon

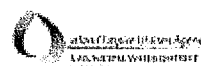
# SAVE THE DATE

JANUARY 19, 2018 • 12-2 PM  
Victoria Club - Riverside, CA

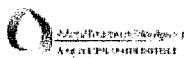
Tickets: \$75 Per Person  
Event Sponsorship: \$2,000  
Contact: Julie Ackman  
Jackman@socalwater.org

RSVP Online  
HERE

LUNCHEON SPONSORS



FOUNDING SPONSORS



Signature





## MEMORANDUM

**TO:** Board of Directors

**FROM:** General Manager

**RE:** Advertisement of Beaumont Avenue Recharge Facility for Construction

**DATE:** December 4, 2017

### **Summary:**

A Board member has requested a discussion and possible action regarding advertising the Beaumont Avenue Recharge Facility for construction. In preparation for this discussion, staff has prepared a timeline of major events and Board actions related to this project. The timeline is presented below:

September 2011—Purchased the land for approximately \$3 million.

June 2012—Contracted with consultants to produce an EIR and to prepare final design drawings.

December 2012—Held public scoping meeting for the EIR.

October 2013—Certified the EIR.

May-September 2014—Construction of pipeline portion of project.

November 2015—Contracted with Albert A. Webb & Associates to complete contract documents in preparation for advertising for construction.

February 16, 2016—Board voted to postpone advertisement for 90 days.

May 2017—Board included “complete the recharge facility project” as a 2017 goal in the General Manager’s evaluation.

June 5, 2017—Board directed staff to advertise project for construction.

October 26, 2017—Agency opened bids. Only two bids were received.

November 6, 2017—Board directed staff to reject both bids and to rebid the project.

November 21, 2017—Agency re-advertised project for construction.

December 19, 2017—Sealed bids scheduled to be opened.