

**SAN GORGONIO PASS WATER AGENCY**  
1210 Beaumont Ave, Beaumont, CA 92223  
**Board Finance & Budget Workshop**  
**Agenda**  
**August 28, 2017, at 1:30 p.m.**

**1. Call to Order, Flag Salute**

**2. Adoption and Adjustment of Agenda**

**3. Public Comment**

Members of the public may address the Board at this time concerning items not on the agenda. To comment on specific agenda items, please complete a speaker's request form and hand it to the Board secretary.

**4. New Business (Discussion and possible recommendations for action at a future regular Board meeting)**

- A. Ratification of Paid Invoices and Monthly Payroll for July, 2017 by Reviewing Check History Reports in Detail\*
- B. Review of Pending Legal Invoices\*
- C. Review of July, 2017 Bank Reconciliation\*
- D. Review of Budget Report for July, 2017\*
- E. Discussion of General Fund Monies Previously Used for SWP
- F. Discussion about Number of Paid Meetings for Board Members\*

**5. Announcements**

- A. The office will be closed in observance of Labor Day, September 4, 2017
- B. Regular Board Meeting, Tuesday, September 5, 2017, 1:30 pm
- C. Engineering Workshop, September 11, 2017, 1:30 pm

**6. Adjournment**

\*Information Included In Agenda Packet

1. Materials related to an item on this agenda submitted to the Board of Directors after distribution of the agenda packet are available for public inspection in the Agency's office at 1210 Beaumont Ave., Beaumont, CA 92223 during normal business hours. 2. Pursuant to Government Code section 54957.5, non-exempt public records that relate to open session agenda items and are distributed to a majority of the Board less than seventy-two (72) hours prior to the meeting will be available for public inspection at the Agency's office, during regular business hours. When practical, these public records will also be available on the Agency's Internet website, accessible at <http://www.sgpwa.com>. 3. Any person with a disability who requires accommodation in order to participate in this meeting should telephone the Agency (951-845-2577) at least 48 hours prior to the meeting to make a request for a disability-related modification or accommodation.

**San Gorgonio Pass Water Agency**  
**Check History Report**  
 July 1 through July 31, 2017

ACCOUNTS PAYABLE
------------------

Date	Number	Name	Amount
07/01/2017	118509	ACWA BENEFITS	748.93
07/15/2017	118510	BANNING CHAMBER OF COMMERCE	350.00
07/15/2017	118511	BDL ALARMS, INC.	78.00
07/15/2017	118512	BEST BEST & KRIEGER	15,297.25
07/15/2017	118513	BEAUMONT CHAMBER OF COMMERCE	300.00
07/15/2017	118514	CALIMESA CHAMBER OF COMMERCE	125.00
07/15/2017	118515	CALIFORNIA NEWSPAPERS PARTNERSHIP	124.20
07/15/2017	118516	DELOACH ASSOCIATES	250.00
07/15/2017	118517	MACRO COMMUNICATIONS	225.00
07/15/2017	118518	THE RECORD-GAZETTE	265.00
07/15/2017	118519	RIVERSIDE COUNTY FLOOD CONTROL	2,000.00
07/15/2017	118520	LAFCO RIVERSIDE	5,368.12
07/15/2017	118521	SANTA ANA WATERSHED PROJ. AUTHORITY	14,019.00
07/15/2017	118522	STATE WATER PROJECT CONT. AUTHORITY	5,817.00
07/15/2017	118523	STATE WATER CONTRACTORS	33,491.00
07/15/2017	118524	MICHAEL D. THOMPSON	399.20
07/15/2017	118525	UNDERGROUND SERVICE ALERT	7.50
07/15/2017	118526	UNLIMITED SERVICES BUILDING MAINT.	295.00
07/15/2017	118527	WASTE MANAGEMENT INLAND EMPIRE	94.80
07/17/2017	118528	ACWA BENEFITS	748.93
07/17/2017	118529	ALBERT WEBB ASSOCIATES	3,579.75
07/17/2017	118530	ERNST & YOUNG LLP	1,547.00
07/17/2017	118531	FRONTIER COMMUNICATIONS	1,209.41
07/17/2017	118532	INCONTACT, INC.	132.77
07/17/2017	118533	WELLS FARGO REMITTANCE CENTER	1,632.63
07/24/2017	118534	ACWA JPIA	972.09
07/24/2017	118535	AT&T MOBILITY	261.68
07/24/2017	118536	DAVID L. FENN	59.97
07/24/2017	118537	GOPHER PATROL	51.00
07/24/2017	118538	MATTHEW PISTILLI LANDSCAPE SERVICES	325.00
07/24/2017	118539	PROVOST & PRITCHARD	540.00
07/24/2017	118540	THOMAS W. TODD, JR.	488.12
07/26/2017	118541	CHERYLE M. RASMUSSEN	944.08
07/26/2017	118542	SOUTHERN CALIFORNIA EDISON	124.26
07/30/2017	118543	STANDARD INSURANCE COMPANY	437.64
07/30/2017	532015	EMPLOYMENT DEVELOPMENT DEPARTMENT	1,184.46
07/30/2017	540069	ELECTRONIC FEDERAL TAX PAYMENT SYSTEM	7,598.09
07/14/2017	540657	ELECTRONIC FEDERAL TAX PAYMENT SYSTEM	5,995.54
07/14/2017	569553	EMPLOYMENT DEVELOPMENT DEPARTMENT	1,021.52
07/01/2017	900139	CALPERS HEALTH	7,746.27
07/14/2017	900140	CALPERS RETIREMENT	4,611.95
07/14/2017	900141	CALPERS 457-SIP	1,150.00
07/17/2017	900142	CALPERS HEALTH	7,747.81
07/24/2017	900143	CALPERS RETIREMENT	29,408.21
07/30/2017	900144	CALPERS RETIREMENT	6,093.22
07/31/2017	900145	DEPARTMENT OF WATER RESOURCES	1,263,504.00
TOTAL ACCOUNTS PAYABLE CHECKS			1,428,370.40

**San Geronio Pass Water Agency**  
**Check History Report**  
July 1 through July 31, 2017

PAYROLL
---------

<u>Date</u>	<u>Number</u>	<u>Name</u>	<u>Amount</u>
07/13/2017	801401	JEFFREY W. DAVIS	4,428.03
07/13/2017	801402	KENNETH M. FALLS	2,703.36
07/13/2017	801403	CHERYLE M. RASMUSSEN	2,213.51
07/13/2017	801404	THOMAS W. TODD, JR.	3,548.19
07/29/2017	801405	BLAIR M. BALL	934.32
07/29/2017	801406	JEFFREY W. DAVIS	4,966.26
07/29/2017	801407	KENNETH M. FALLS	3,090.56
07/29/2017	801408	DAVID L. FENN	1,167.90
07/29/2017	801409	STEPHEN J. LEHTONEN	1,167.90
07/29/2017	801410	CHERYLE M. RASMUSSEN	2,213.51
07/29/2017	801411	LEONARD C. STEPHENSON	1,167.90
07/29/2017	801412	MICHAEL D. THOMPSON	934.32
07/29/2017	801413	THOMAS W. TODD, JR.	3,548.19
		TOTAL PAYROLL	<u>32,083.95</u>
		TOTAL DISBURSEMENTS FOR JULY, 2017	<u><u>1,460,454.35</u></u>

SAN GORGONIO PASS WATER AGENCY  
New Vendors List  
August, 2017

Vendor - Name and Address	Expenditure Type
State Water Resources Control Board Drinking Water Operator Certification Program P O Box 944212 Sacramento, CA 94244-2120	Dues & Assessments

**SAN GORGONIO PASS WATER AGENCY**

**LEGAL INVOICES  
ACCOUNTS PAYABLE INVOICE LISTING**

<u>VENDOR</u>	<u>INVOICE NBR</u>	<u>COMMENT</u>	<u>AMOUNT</u>
BEST, BEST & KRIEGER	170731	LEGAL SERVICES JUL17	21,679.51

TOTAL PENDING INVOICES FOR AUGUST 2017

21,679.51

**SAN GORGONIO PASS WATER AGENCY  
BANK RECONCILIATION  
July 31, 2017**

BALANCE PER BANK AT 07/31/2017 - CHECKING ACCOUNT 181,901.77

LESS OUTSTANDING CHECKS

CHECK NUMBER	AMOUNT	CHECK NUMBER	AMOUNT
118504	734.00	118540	488.12
118539	540.00	118543	437.64

1,274.00

925.76

TOTAL OUTSTANDING CHECKS (2,199.76)

BALANCE PER GENERAL LEDGER 179,702.01

BALANCE PER GENERAL LEDGER AT 06/30/2017 156,128.06

CASH RECEIPTS FOR JULY 734,051.79

CASH DISBURSEMENTS FOR JULY

ACCOUNTS PAYABLE - CHECK HISTORY REPORT (1,428,370.40)


NET PAYROLL FOR JULY (32,083.95) (1,460,454.35)

BANK CHARGES (23.49)

TRANSFER FROM LAIF, WELLS FARGO or CalTRUST 750,000.00

BALANCE PER GENERAL LEDGER AT 07/31/2017 179,702.01

REPORT PREPARED BY:

  
 \_\_\_\_\_  
 Cheryl Rasmussen

**SAN GORGONIO PASS WATER AGENCY  
DEPOSIT RECAP  
FOR THE MONTH OF JULY 2017**

<u>DATE</u>	<u>RECEIVED FROM</u>	<u>DESCRIPTION</u>	<u>AMOUNT</u>	<u>TOTAL DEPOSIT AMOUNT</u>
<b>DEPOSIT TO CHECKING ACCOUNT</b>				
7/18/17	BCVWD	WATER SALES	377,864.00	377,864.00
7/25/17	YVWD	WATER SALES	35,343.42	
7/25/17	STATE OF CALIF/DWR	YUBA ACCORD INTEREST REFUND	350.66	35,694.08
7/26/17	TVI	BOND-CD INTEREST	9,039.96	9,039.96
7/27/17	RIVERSIDE COUNTY	PROPERTY TAXES	59,507.69	59,507.69
7/27/17	RIVERSIDE COUNTY	PROPERTY TAXES	6,821.07	6,821.07
7/27/17	RIVERSIDE COUNTY	PROPERTY TAXES	2,045.97	2,045.97
7/28/17	RIVERSIDE COUNTY	PROPERTY TAXES	243,079.02	243,079.02
TOTAL FOR JULY 2017			734,051.79	734,051.79

**SAN GORGONIO PASS WATER AGENCY**

**BUDGET REPORT FY 2017-18**

**BUDGET VS. REVISED BUDGET VS. ACTUAL**

**FOR THE ONE MONTH ENDING ON JULY 31, 2017**

FOR THE FISCAL YEAR JULY 1, 2017 - JUNE 30, 2018

	ADOPTED BUDGET	REVISIONS TO BUDGET	TOTAL REVISED BUDGET	ACTUAL YTD	REMAINING PERCENT OF BUDGET
<b>GENERAL FUND - INCOME</b>				Comparison:	92%
<b>INCOME</b>					
WATER SALES	5,500,000		5,500,000	0.00	100.00%
TAX REVENUE	2,350,000		2,350,000	60,672.34	97.42%
INTEREST	110,000		110,000	0.00	100.00%
DESIGNATED REVENUES	0		0	0.00	0.00%
OTHER (REIMBURSEMENTS, TRANSFERS)	456,000		456,000	0.00	100.00%
<b>TOTAL GENERAL FUND INCOME</b>	<b>8,416,000</b>	<b>0</b>	<b>8,416,000</b>	<b>60,672.34</b>	<b>99.28%</b>
<b>GENERAL FUND - EXPENSES</b>					
<b>CC ∞ IODITY PURCHASE</b>					
PURCHASED WATER	6,230,000		6,230,000	0.00	100.00%
<b>TOTAL COMMODITY PURCHASE</b>	<b>6,230,000</b>	<b>0</b>	<b>6,230,000</b>	<b>0.00</b>	<b>100.00%</b>
<b>SALARIES AND EMPLOYEE BENEFITS</b>					
SALARIES	454,000		454,000	37,625.24	91.71%
PAYROLL TAXES	38,000		38,000	3,323.07	91.26%
RETIREMENT	123,000		123,000	33,615.66	72.67%
OTHER POST-EMPLOYMENT BENEFITS (OPEB)	25,000		25,000	3,733.11	85.07%
HEALTH INSURANCE	61,000		61,000	9,907.16	83.76%
DENTAL INSURANCE	4,500		4,500	715.04	84.11%
LIFE INSURANCE	1,300		1,300	205.02	84.23%
DISABILITY INSURANCE	4,700		4,700	391.30	91.67%
WORKERS COMP INSURANCE	3,400		3,400	0.00	100.00%
SGPWA STAFF MISC. MEDICAL	10,000		10,000	944.08	90.56%
EMPLOYEE EDUCATION	1,000		1,000	0.00	100.00%
<b>TOTAL SALARIES AND EMPLOYEE BENEFITS</b>	<b>725,900</b>	<b>0</b>	<b>725,900</b>	<b>90,459.68</b>	<b>87.54%</b>



**SAN GORGONIO PASS WATER AGENCY  
BUDGET REPORT FY 2017-18  
BUDGET VS. REVISED BUDGET VS. ACTUAL  
FOR THE ONE MONTH ENDING ON JULY 31, 2017**

FOR THE FISCAL YEAR JULY 1, 2017 - JUNE 30, 2018

	ADOPTED BUDGET	REVISIONS TO BUDGET	TOTAL REVISED BUDGET	ACTUAL YTD	REMAINING PERCENT OF BUDGET
<b>GENERAL FUND - EXPENSES</b>					
<b>ADMINISTRATIVE &amp; PROFESSIONAL</b>					
DIRECTOR EXPENDITURES					
DIRECTORS FEES	108,000		108,000	5,817.39	94.61%
DIRECTORS TRAVEL & EDUCATION	15,000		15,000	0.00	100.00%
DIRECTORS MISC. MEDICAL	23,000		23,000	399.20	98.26%
OFFICE EXPENDITURES					
OFFICE EXPENSE	24,000		24,000	0.00	100.00%
POSTAGE	650		650	0.00	100.00%
TELEPHONE	11,000		11,000	881.12	91.99%
UTILITIES	5,000		5,000	105.55	97.89%
SERVICE EXPENDITURES					
COMPUTER, WEB SITE AND PHONE SUPPORT	10,000		10,000	225.00	97.75%
GENERAL MANAGER & STAFF TRAVEL	22,000		22,000	548.09	97.51%
INSURANCE & BONDS	23,000		23,000	0.00	100.00%
ACCOUNTING & AUDITING	21,000		21,000	0.00	100.00%
STATE WATER CONTRACT AUDIT	5,500		5,500	1,547.00	71.87%
DUES & ASSESSMENTS	31,500		31,500	775.00	97.54%
OUTSIDE PROFESSIONAL SERVICES	2,000		2,000	0.00	100.00%
BANK CHARGES	1,500		1,500	23.49	98.43%
MISCELLANEOUS EXPENSES	500		500	0.00	100.00%
MAINTENANCE & EQUIPMENT EXPENDITURES					
TOOLS PURCHASE & MAINTENANCE	1,000		1,000	0.00	100.00%
VEHICLE REPAIR & MAINTENANCE	7,000		7,000	0.00	100.00%
MAINTENANCE & REPAIRS - BUILDING	15,000		15,000	765.80	94.89%
MAINTENANCE & REPAIRS - FIELD	4,500		4,500	0.00	100.00%
CONTRACT OPERATIONS AND MAINTENANCE	150,000		150,000	0.00	100.00%
COUNTY EXPENDITURES					
LAFCO COST SHARE	5,000		5,000	5,368.12	-7.36%
ELECTION EXPENSE	0		0	0.00	0.00%
TAX COLLECTION CHARGES	10,500		10,500	91.38	99.13%
<b>TOTAL ADMINISTRATIVE &amp; PROFESSIONAL</b>	<b>496,650</b>	<b>0</b>	<b>496,650</b>	<b>16,547.14</b>	<b>96.67%</b>

Comparison:

**SAN GORGONIO PASS WATER AGENCY  
BUDGET REPORT FY 2017-18  
BUDGET VS. REVISED BUDGET VS. ACTUAL  
FOR THE ONE MONTH ENDING ON JULY 31, 2017**

FOR THE FISCAL YEAR JULY 1, 2017 - JUNE 30, 2018						
	ADOPTED BUDGET	REVISIONS TO BUDGET	TOTAL REVISED BUDGET	ACTUAL YTD	REMAINING PERCENT OF BUDGET	
<b>GENERAL FUND - EXPENSES</b>				Comparison:	92%	
<b>GENERAL ENGINEERING</b>						
GRANT WRITER	10,000		10,000	0.00	100.00%	
NEW WATER						
PROGRAMATIC EIR	50,000		50,000	0.00	100.00%	
UPDATED STUDY ON AVAILABLE SOURCES	5,000		5,000	540.00	89.20%	
SGMA SUPPORT	10,000		10,000	0.00	100.00%	
STUDIES						
USGS	100,000		100,000	0.00	100.00%	
WATER RATE NEXUS STUDY	40,000		40,000	0.00	100.00%	
WATER RATE FINANCIAL MODELING	20,000		20,000	0.00	100.00%	
CAPACITY FEE NEXUS STUDY UPDATE	10,000		10,000	0.00	100.00%	
WHEELING RATE STUDY	20,000		20,000	0.00	100.00%	
OTHER PROJECTS						
BASIN MONITORING TASK FORCE	22,000		22,000	14,019.00	36.28%	
GENERAL AGENCY - CEQA AND GIS SERVICES	15,000		15,000	0.00	100.00%	
<b>TOTAL GENERAL ENGINEERING</b>	<b>302,000</b>	<b>0</b>	<b>302,000</b>	<b>14,559.00</b>	<b>95.18%</b>	
<b>LEGAL SERVICES</b>						
LEGAL SERVICES - GENERAL	200,000		200,000	0.00	100.00%	
<b>TOTAL LEGAL SERVICES</b>	<b>200,000</b>	<b>0</b>	<b>200,000</b>	<b>0.00</b>	<b>100.00%</b>	
<b>CONSERVATION &amp; EDUCATION</b>						
SCHOOL EDUCATION PROGRAMS	14,000		14,000	0.00	100.00%	
ADULT EDUCATION PROGRAMS	5,000		5,000	0.00	100.00%	
OTHER CONSERVATION, EDUCATION AND P. R.	35,000		35,000	0.00	100.00%	
<b>TOTAL CONSERVATION &amp; EDUCATION</b>	<b>54,000</b>	<b>0</b>	<b>54,000</b>	<b>0.00</b>	<b>100.00%</b>	

**SAN GORGONIO PASS WATER AGENCY  
BUDGET REPORT FY 2017-18**

**BUDGET VS. REVISED BUDGET VS. ACTUAL  
FOR THE ONE MONTH ENDING ON JULY 31, 2017**

FOR THE FISCAL YEAR JULY 1, 2017 - JUNE 30, 2018						
	ADOPTED BUDGET	REVISIONS TO BUDGET	TOTAL REVISED BUDGET	ACTUAL YTD	REMAINING PERCENT OF BUDGET	
<b>GENERAL FUND - EXPENSES</b>				Comparison:	92%	
<b>GENERAL FUND CAPITAL EXPENDITURES</b>						
BUILDING & EQUIPMENT						
BUILDING	10,000		10,000	0.00	100.00%	
FURNITURE & OFFICE EQUIPMENT	10,000		10,000	0.00	100.00%	
OTHER EQUIPMENT	0		0	0.00	0.00%	
TRANSPORTATION EQUIPMENT	37,000		37,000	0.00	100.00%	
FIESTA RECHARGE FACILITY						
POST DESIGN	250,000		250,000	0.00	100.00%	
CONSTRUCTION	2,500,000		2,500,000	2,000.00	99.92%	
FENCING	120,000		120,000	0.00	100.00%	
IRIGATION	15,000		15,000	0.00	100.00%	
LANDSCAPING/POWERWATER	0		0	0.00	0.00%	
BUNKER HILL CONJUNCTIVE USE PROJECT	0		0	0.00	0.00%	
BCVWD TURNOUT EXPANSION						
DESIGN	35,000		35,000	0.00	100.00%	
CONSTRUCTION	162,000		162,000	0.00	100.00%	
POST DESIGN	30,000		30,000	0.00	100.00%	
SITES RESERVOIR	270,000		270,000	0.00	100.00%	
<b>TOTAL GENERAL FUND CAPITAL EXPENDITURES</b>	<b>3,439,000</b>	<b>0</b>	<b>3,439,000</b>	<b>2,000.00</b>	<b>99.94%</b>	
TRANSFERS TO OTHER FUNDS	0		0	0.00		
<b>TOTAL GENERAL FUND EXPENSES</b>	<b>11,447,550</b>	<b>0</b>	<b>11,447,550</b>	<b>123,565.82</b>	<b>98.92%</b>	
WITHDRAWALS FROM RESERVES	3,155,000		3,155,000			
TOTAL TRANSFERS FROM RESERVES	3,155,000	0	3,155,000	0.00		
<b>GENERAL FUND NET INCOME YEAR TO DATE</b>	<b>123,450</b>	<b>0</b>	<b>123,450</b>	<b>-62,893.48</b>		

**SAN GORGONIO PASS WATER AGENCY**  
**BUDGET REPORT FY 2017-18**  
**BUDGET VS. REVISED BUDGET VS. ACTUAL**  
**FOR THE ONE MONTH ENDING ON JULY 31, 2017**

FOR THE FISCAL YEAR JULY 1, 2017 - JUNE 30, 2018						
	ADOPTED BUDGET	REVISIONS TO BUDGET	TOTAL REVISED BUDGET	ACTUAL YTD	REMAINING PERCENT OF BUDGET	
<b>DEBT SERVICE FUND - INCOME</b>						
<b>INCOME</b>					Comparison:	92%
TAX REVENUE	21,053,359		21,053,359	251,390.63		98.81%
INTEREST	300,000		300,000	0.00		100.00%
GRANTS	0		0	0.00		0.00%
DWR CREDITS - BOND COVER, OTHER	2,827,882		2,827,882	350.66		99.99%
<b>TOTAL DEBT SERVICE FUND INCOME</b>	<b>24,181,241</b>	<b>0</b>	<b>24,181,241</b>	<b>251,741.29</b>		<b>98.96%</b>
<b>DEBT SERVICE FUND - EXPENSES</b>						
<b>EXPENSES</b>						
FEES	54,000		54,000	4,455.24		91.75%
PAYROLL TAXES	4,100		4,100	340.81		91.69%
BENEFITS	29,000		29,000	6,327.58		78.18%
SWC CONTRACTOR DUES	42,000		42,000	39,308.00		6.41%
STATE WATER CONTRACT PAYMENTS	17,563,554		17,563,554	919,801.00		94.76%
PURCHASED WATER	0		0	0.00		0.00%
STATE WATER PROJECT LEGAL SERVICES	0		0	0.00		0.00%
USGS	0		0	0.00		0.00%
CONTRACT OPERATIONS AND MAINTENANCE	180,000		180,000	0.00		100.00%
SWP ENGINEERING	75,000		75,000	0.00		100.00%
DEBT SERVICE UTILITIES	10,000		10,000	844.51		91.55%
TAX COLLECTION CHARGES	76,000		76,000	517.84		99.32%
<b>TOTAL DEBT SERVICE FUND EXPENSES</b>	<b>18,033,654</b>	<b>0</b>	<b>18,033,654</b>	<b>971,594.98</b>		<b>94.61%</b>
TRANSFERS FROM RESERVES			0	0.00		
<b>DEBT SERVICE NET INCOME YEAR TO DATE</b>	<b>6,147,587</b>	<b>0</b>	<b>6,147,587</b>	<b>-719,853.69</b>		

**SAN GORGONIO PASS WATER AGENCY**

**ORDINANCE NO. 7,  
COMPENSATION OF DIRECTORS  
RESCINDING ORDINANCE # 6,  
COMPENSATION OF DIRECTORS**

**WHEREAS**, Chapter 2 of Division 10 of the Water Code of the State of California (Water Code Section 20200 et seq.) provides a State-wide uniform procedure for adjusting Director's compensation of water agencies; and

**WHEREAS**, the Agency's Directors are regularly called upon to spend in excess of 5 days per month in the performance of their duties, including the attendance of Board meetings, committee meetings and other functions related to carrying on the business of the Agency; and

**WHEREAS**, the duties of the Agency's Board members involve increasing responsibility and obligations and it is fair and equitable that they be compensated for their time, to the extent permitted by statute, in carrying out the business of the Agency.


**NOW, THEREFORE, BE IT ORDAINED**, by the Directors of San Gorgonio Pass Water Agency as follows:

1. That Ordinance # 6, Compensation of Directors is rescinded.
2. That the compensation to the Directors of the San Gorgonio Pass Water Agency presently in effect has been increased to the maximum amount allowed and does automatically increase each year on January 1 by the maximum amount permitted by statute.
3. That the maximum number of days for which a director of San Gorgonio Pass Water Agency may receive compensation for each day's service rendered as a member of the Board of Directors shall not exceed five (5) in any calendar month.
4. That each day's paid service be defined by adopted Resolution.

**Said ordinance was adopted, on roll call, by the following vote:**

**AYES:** Blakeney, Strickland, Lewis, Morris, Lamm  
**NOES:** Voigt, Zapp  
**ABSENT:** None  
**ABSTAIN:** None

I hereby certify that the foregoing is a full, true and correct copy of an ordinance adopted by the San Gorgonio Pass Water Agency at its meeting held on May 18, 1998.

  
\_\_\_\_\_  
Stephen P. Stockton, Board Secretary

**RESOLUTION NO. 2008-03**

**A RESOLUTION OF THE BOARD OF DIRECTORS OF  
THE SAN GORGONIO PASS WATER AGENCY  
ESTABLISHING GUIDELINES FOR COMPENSATION OF DIRECTORS  
AND  
RESCINDING RESOLUTION NO. 2007-08**

**WHEREAS**, on May 18, 1998, The Board of Directors adopted Ordinance No. 7 which provides for the compensation to be received by the Directors of San Gorgonio Pass Water Agency (hereinafter Agency) in accordance with Chapter 2 of Division 10 of the Water Code of the State of California (Water Code Section 20200 et seq.);

**WHEREAS**, the Water Code of the State of California, Section 20202 allows for members of the Board to be compensated for up to a total of ten (10) days in any calendar month, and;

**WHEREAS**, the Agency's Directors are regularly called upon to spend in excess of five (5) days per month in the performance of their duties, including the attendance of Board meetings, committee meetings, and other functions related to carrying on the business of the Agency; and

**WHEREAS**, it is the policy of the Board that the Directors receive fair and reasonable compensation for their service to the Agency so that they may devote as much time as is necessary or beneficial to the full performance of their roles:

**NOW, THEREFORE, BE IT RESOLVED** by the Board of Directors of the San Gorgonio Pass Water Agency as follows:


1. That the Board of Directors rescinds Resolution No. 2007-08 regarding Compensation of Directors.
2. That Resolution No. 2008-03 is effective March 3, 2008.
3. That the maximum number of days per month which a Director of the Agency may receive compensation and reimbursement of expenses for each day's service rendered as a member of the Board of Directors is set forth in Ordinance No. 7.
4. That the definition of a day of service shall be:
  - a. Attendance at any meeting of the San Gorgonio Pass Water Agency that requires public notice in accordance with the Brown Act.
  - b. Attendance at any meeting of a San Gorgonio Pass Water Agency ad hoc committee, that committee having been established by the president of the Board.
  - c. Attendance at regular, special or committee meetings of any organization in which San Gorgonio Pass Water Agency is a member.

- d. Attendance at Beaumont Basin Watermaster meetings, San Timoteo Watershed Management Authority Commission meetings, Santa Ana Watershed Project Authority Commission meetings and Regional Coordination Conferences of Pass Water Officials Serving Pass Area Communities.
  - e. Attendance at special events, programs, or symposiums (not to exceed 1 day) or conferences (not to exceed 3 days) for the following organizations:
    - 1. Association of California Water Agencies
    - 2. Special District Association of Riverside County
    - 3. State Water Contractors
    - 4. Water Education Foundation
    - 5. Special District's Board Management Institute
    - 6. Riverside County Water Symposium
    - 7. American Water Works Association
    - 8. Association of Ground Water Agencies
  - f. Attendance at any meeting related to or informing the Board members on matters within the jurisdiction of the statutory powers of the Agency, provided that such meetings deal with substantive issues and consume more than a minor amount of the Board member's time.
  - g. Attendance of any meeting submitted for consideration and approved as a day of service by the Agency's Board of Directors.
5. That the Finance and Budget Committee of the Agency shall determine by examination and vote, that the meetings submitted for payment of Director's fees are in accordance with these guidelines. The Directors shall have the right to appeal the decision of the Finance & Budget Committee to the Board of Directors.

Resolution #2008-03 was adopted upon roll call by the following vote:

AYES: Larsen, Voigt, Morris, Andersen, Snyder, Mann and Jeter  
NOES: None  
ABSTAIN: None  
ABSENT: None

I certify that the foregoing is a true, full and correct copy of Resolution #2008-03 adopted by the Board of Directors of the San Gorgonio Pass Water Agency at its regular meeting held on March 3, 2008.

  
\_\_\_\_\_  
Jeffrey W. Davis, Secretary to the Board  
San Gorgonio Pass Water Agency